



**Carling Technologies®**



Innovative Designs. Powerful Solutions.

# SWITCHES & CONTROLS



SELECTOR GUIDE

## ELECTRONIC SWITCHING


		
<b>CKP-Series</b>	<b>VM-Series</b>	
SAE J1939 CAN 2.0b Protocol	SAE J1939 CAN 2.0b Protocol	<b>Software</b>
12 individual loads	6 individual rockers, up to 12 total loads	<b>Circuitry</b>
8-32 V	12 or 24 V	<b>Operating Voltage</b>
1, 2, or 3 LED's per load	Dependent or Independent LED's	<b>Illumination</b>
IP69 Front Panel; IP68 Back Panel when connected	IP68 Front Panel; IP68 Back Panel when connected	<b>Sealing</b>
Deutsch DT-Series Connector	Deutsch DT-Series Connector	<b>Termination</b>
Custom or standard laser etched backlighting	Custom or standard laser etched backlighting	<b>Legends</b>

## CONTROLS

					
<b>CLTM12-S-Series</b>	<b>V-Charger</b>	<b>LD Dimmer</b>	<b>LMR Mirror</b>	<b>LW Wiper</b>	
n/a	1	1	multi	2	<b>Poles</b>
6.5 to 32VDC	up to IP65 12V/24VDC	up to 10A 12VDC 5A 24VDC	up to 1A 14VDC .5A 28VDC	up to 8A 14VDC 4A 28VDC	<b>Ratings</b>
n/a	sealed spring-loaded access doors; curved or square	rocker, paddle	joystick	rocker, paddle	<b>Actuator</b>
3x M6 studs	.830" x 1.450" [21.08mm x 36.83mm] snap-in mount	.867" x 1.734" [22mm x 44mm] snap-in mount	.867" x 1.734" [22mm x 44mm] snap-in mount	.867" x 1.734" [22mm x 44mm] snap-in mount	<b>Mounting Hole Specifications</b>
1/4" - 20 power studs	.250 tabs	.250 tabs	wire leads with connector	.187 tabs	<b>Termination</b>
n/a	LED	LED	n/a	LED	<b>Illumination</b>
IP69k	Curved Doors: IP65 above- panel when doors closed Square Doors: IP64 above- panel when doors closed	IP67 above- panel	n/a	n/a	<b>Sealing</b>
n/a	n/a	n/a	n/a	n/a	<b>Approvals</b>

Manufacturer reserves the right to change product specifications without prior notice.

## SEALED ROCKERS

 <b>HR-Series</b>	 <b>V-Series</b>	 <b>W-Series</b>	 <b>L-Series</b>	
1, 2	1, 2	1, 2	1, 2	<b>Poles</b>
IP68; 20A 12V	IP66/68; up to 20/15A 12/24VDC 15A 125VAC 10A 250VAC	IP68 including connector; up to 10A 24VDC	IP67; up to 15A 125VAC 10A 250VAC 20A 18VDC	<b>Ratings</b>
Laser-Etched Rocker	Rocker, Paddle, Locking Rocker	Bezel-Less Rocker, Paddle & Locking Rocker	Rocker, Paddle, Locking Rocker	<b>Actuator</b>
.830" x 1.450" [21.08mm x 36.83mm] snap-in mount	.830" x 1.450" [21.08mm x 36.83mm] snap-in mount	.830" x 1.450" [21.08mm x 36.83mm] snap-in mount	.867" x 1.734" [22mm x 44mm] snap-in mount	<b>Mounting Hole Specifications</b>
.110 tabs	.250 tabs solder lug wire leads	.110 tabs	.187 tab .250 tabs	<b>Termination</b>
LED	incandescent, LED, neon	LED	incandescent, LED	<b>Illumination</b>
n/a	UL, CSA	n/a	n/a	<b>Approvals</b>

## FULL-SIZE ROCKERS

 <b>TIG / LTIG / TIH / LTIH / TIL / LTIL / TII / LS</b>	 <b>S-Series</b>	
1, 2, 3, 4	1, 2	<b>Poles</b>
up to 15A 125VAC 10A 250VAC	up to 10A 28VDC	<b>Ratings</b>
rocker, paddle	bezel-less rocker	<b>Actuator</b>
.830" x 1.450" [21.08mm x 36.83mm] snap-in mount screw mount	.787" x 1.575" snap-in, keyed	<b>Mounting Hole Specifications</b>
.187 tab solder lug .250 tabs screw terms wire leads	.110 Tabs	<b>Termination</b>
incandescent, neon	LED	<b>Illumination</b>
UL, CSA, VDE	n/a	<b>Approvals</b>

\*Options and approvals shown may apply to specific construction combinations only, consult factory for clarification.

## MID-SIZED ROCKERS








			
<b>T / LTA / TG / LTG / TLG / TTG</b>	<b>RR / LRR</b>	<b>R / LRA / RSC / RG / LRG</b>	
1, 2	1	1, 2	<b>Poles</b>
up to 20A 125VAC 10A 250VAC	up to 12A 125VAC 10A 250VAC	up to 20A 125VAC 15A 250VAC	<b>Ratings</b>
rocker, lever, paddle, plunger, toggle (bat)	rocker	rocker, paddle	<b>Actuator</b>
.550" x 1.125" [13.97mm x 28.57mm] 1.00" x 1.125" [25.4mm x 28.57mm] snap-in mount	.795" [20.2mm] round snap-in mount	.480" x 1.072" [12.19mm x 27.23mm] .866" x 1.182" [22mm x 30mm] snap-in mount	<b>Mounting Hole Specifications</b>
.187 tab solder lug .250 tabs wire leads	.187 tab	solder lug .250 tabs wire leads PC terms	<b>Termination</b>
incandescent, neon	incandescent, neon	incandescent, neon	<b>Illumination</b>
UL, CSA	UL, cUL	UL, CSA, VDE	<b>Approvals</b>

## SMALL-SIZED ROCKERS







				
<b>610 / 620</b>	<b>611 / 621</b>	<b>622 / 632</b>	<b>651 / 652</b>	
1, 2	1, 2	1, 2	1	<b>Poles</b>
up to 8A 125VAC 4A 250VAC	up to 8A 125VAC 4A 250VAC	up to 12A 125VAC 8A 250VAC 1/2 HP 125-250VAC	up to 10A 125VAC 10A 250VAC 1/4 HP 125-250VAC	<b>Ratings</b>
rocker, paddle	rocker, paddle	rocker	rocker, paddle	<b>Actuator</b>
.508" x .756" [12.9mm x 19.2mm] snap-in mount	.508" x .756" [12.9mm x 19.2mm] snap-in mount	.508" x .756" [12.9mm x 19.2mm] snap-in mount	.508" x .756" [12.9mm x 19.2mm] snap-in mount	<b>Mounting Hole Specifications</b>
solder lug PC terms	.187 tab solder lug wire leads PC terms	.187 tab solder lug	.187 tab solder lug wire leads PC terms	<b>Termination</b>
n/a	n/a	incandescent, LED, neon	n/a	<b>Illumination</b>
UL, CSA	UL, CSA, VDE	UL, CSA	UL, CSA	<b>Approvals</b>

Manufacturer reserves the right to change product specifications without prior notice.

## TOGGLES

							
<b>ST-Series</b>	<b>LT-Series</b>	<b>F / G / H / I</b>	<b>C / D</b>	<b>110-Series</b>	<b>DK / EK</b>	<b>MAAOA / 215</b>	
1, 2	1, 2	1, 2, 3, 4	1	1, 2	1, 2	1	<b>Poles</b>
10A 250VAC 15A 125VAC 16A 12/24VDC	up to 15A 125VAC 10A 250VAC 15A 12-28VDC	up to 20A 125VAC 20A 277VAC 2 HP 250VAC	up to 20A 125VAC 10A 250VAC	up to 6A 125VAC/ DC 3A 250VAC/ DC	up to 20A 125VAC/ DC 10A 250VAC/ DC	up to 20A 125VAC 10A 250VAC 1/2HP 125- 250VAC	<b>Ratings</b>
IP68, bat, paddle	paddle, toggle (bat)	paddle, toggle (bat)	paddle, toggle (bat)	toggle (bat), toggle (ball)	toggle (bat), toggle (ball)	toggle (bat)	<b>Actuator</b>
.500" dia [12.7mm] bushing mount	.500" dia [12.7mm] bushing mount	.500" dia [12.7mm] bushing mount	.500" dia [12.7mm] bushing mount	.500" dia [12.7mm] bushing mount	.500" dia [12.7mm] bushing mount	.656" x 1.218" [16.66mm x 30.54mm] snap-in mount	<b>Mounting Hole Specifications</b>
.250 tabs Screw Terminals with cage clamps	.187 tabs solder lug .250 tabs screw terms wire leads PC terms	.187 tabs solder lug .250 tabs screw terms wire leads PC terms	solder lug .250 tabs screw terms wire leads	solder lug .250 tabs screw terms wire leads	screw terms	.250 tabs screw terms wire leads	<b>Termination</b>
n/a	incandescent, neon	n/a	n/a	n/a	n/a	n/a	<b>Illumination</b>
UL60079-15, cUL	n/a	UL, CSA, VDE	UL, CSA	UL, CSA	UL, CSA	UL, CSA	<b>Approvals</b>

## PUSHBUTTONS

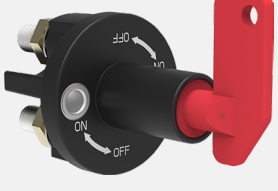
						
<b>AV / AVH</b>	<b>16-3P</b>	<b>170 / 172</b>	<b>P26 / P27</b>	<b>641 / 110</b>	<b>P / PP</b>	
1	1	1	1	1, 2, 3	1	<b>Poles</b>
AV-Series: up to 10.1A 12VDC AVH-Series: up to 30A 12VDC	up to 3A 125VAC	up to 15A 125VAC 10A 250VAC	up to 6A 125VAC 3A 277VAC	up to 5A 125VAC 2A 250VAC	up to 20A 125VAC 10A 250VAC	<b>Ratings</b>
.748" dia [19mm] bushing mount	.500" dia [12.7mm] bushing mount	.500" dia [12.7mm] bushing mount	.500" dia [12.7mm] bushing mount	.500" dia [12.7mm] bushing mount	.500" dia [12.7mm] bushing mount	<b>Mounting Hole Specifications</b>
.110 tabs wire leads	solder lug wire leads	solder lug screw terms wire leads	.250 tabs solder lug wire leads	solder lug wire leads PC terms	.250 tabs screw terms wire leads	<b>Termination</b>
UL1500	UL, CSA	UL, CSA	UL, CSA	UL, CSA	UL, CSA, TUV	<b>Approvals</b>

\*Options and approvals shown may apply to specific construction combinations only, consult factory for clarification.


## ROTARY

			
<b>V-Rotary</b>	<b>R135</b>	<b>700 / 800</b>	
2	1	1	<b>Poles</b>
up to 15A 24VDC 20A 12VDC	1.5A 250VAC 3A 125VAC 5A 12VDC	up to 3A 250VAC 6A 125VAC	<b>Ratings</b>
IP67, ergonomic knob	round	asymmetrical	<b>Sealing / Actuator</b>
.830" x 1.450" [21.08mm x 36.83mm] snap-in mount	.375" dia [9.52mm] bushing mount .500" dia [12.7mm] snap-in mount	.500" dia [12.7mm] bushing mount	<b>Mounting Hole Specifications</b>
solder lug .250 tabs wire leads	wire leads	.125 tabs solder lug .250 tabs	<b>Termination</b>
incandescent, LED	n/a	n/a	<b>Illumination</b>
pending	UL, CSA	UL, CSA	<b>Approvals</b>

## BATTERY DISCONNECT

		
<b>BD-Series</b>	<b>BD1-Series</b>	
1	1	<b>Poles</b>
100-300 Amps 12VDC/24VDC	250 Amps 12VDC/24VDC	<b>Ratings</b>
ergonomic knob	ergonomic knob; removable option available	<b>Actuator</b>
M8 Bolt and Nut	M6/M7 Bolt and Nut	<b>Mounting Hole Specifications</b>
M10 Stud M14 Stud	M10 Stud; 19 and 27mm length	<b>Termination</b>

## COMBINATION

	
<b>CSW-Series</b>	
Multi	<b>Poles</b>
10-15A 12VDC	<b>Ratings</b>
Pushbutton, Rotary & Lever	<b>Actuator</b>
Round, Snap in Style	<b>Mounting Hole Specifications</b>
Wire Leads or Connector	<b>Termination</b>

## Authorized Sales Representatives and Distributors

To find your local representatives and distributors visit [www.carlingtech.com/findarep](http://www.carlingtech.com/findarep).



## About Carling

Founded in 1920, Carling Technologies is a leading manufacturer of electrical and electronic switches and assemblies, circuit breakers, electronic controls, power distribution units, and multiplexed power distribution systems. With four ISO registered manufacturing facilities and technical sales offices worldwide, Carling Technologies Sales, Service and Engineering teams do much more than manufacture electrical components, they engineer powerful solutions! To learn more about Carling please visit [www.carlingtech.com/company-profile](http://www.carlingtech.com/company-profile).

To view all of Carling's environmental, quality, health & safety certifications please visit [www.carlingtech.com/environmental-certifications](http://www.carlingtech.com/environmental-certifications)

### European Headquarters

Carling Technologies LTD

4 Airport Business Park, Exeter Airport,  
Clyst Honiton, Exeter, Devon, EX5 2UL, UK  
Phone: Int + 44 1392.364422  
Email: ltd.sales@carlingtech.com

#### Sales Offices:

Germany:  
gmbh@carlingtech.com

France:  
sas@carlingtech.com

### Worldwide Headquarters

Carling Technologies Inc.

60 Johnson Avenue,  
Plainville, CT 06062 USA  
Phone: 860.793.9281  
Email: sales@carlingtech.com

#### Sales Offices:

Northern Region: nrsm@carlingtech.com  
Southeast Region: sersm@carlingtech.com  
Midwest Region: mrsm@carlingtech.com  
West Region: wrsm@carlingtech.com  
Latin America: larsm@carlingtech.com

### Asia-Pacific Headquarters

Carling Technologies, Asia-Pacific LTD.,

Suite 1607, 16/F Tower 2, The Gateway, Harbour City, 25  
Canton Road, Tsimshatsui, Kowloon, Hong Kong  
Phone: Int + 852-2737-2277  
Email: sales@carlingtech.com.hk

#### Sales Offices:

Shenzhen, China: shenzhen@carlingtech.com  
Shanghai, China: shanghai@carlingtech.com  
Pune, India: india@carlingtech.com  
Kaohsiung, Taiwan: taiwan@carlingtech.com  
Yokohama, Japan: japan@carlingtech.com



[WWW.CARLINGTECH.COM](http://WWW.CARLINGTECH.COM)