

## 48-BALL BGA PACKAGES



48-ball BGA 8x8 and  
10x10mm

- Compliant with RoHS, REACH regulations and practices.
- Contain no Red Phosphorus.
- Lead Free.
- Standard Reflow profile.
- Compatible with similar low-power SRAM products and other nonvolatile RAM products.



## TABLE OF CONTENTS

<b>COMPLIANCE WITH ENVIRONMENTAL REGULATIONS AND DIRECTIVES.....</b>	<b>2</b>
Table 1 – Environmental Regulation and Directive Compliance.....	2
<b>MULTIPLE REFLOW CYCLES AND MOISTURE RESISTANCE .....</b>	<b>2</b>
<b>RECOMMENDED REFLOW TEMPERATURES AND TIMING.....</b>	<b>3</b>
Figure 1 – JEDEC J-STD-020D.1 Assembly Reflow Profile.....	3
Table 2 – Recommended Reflow Times and Temperatures - All Packages .....	3
<b>THERMAL RESISTANCE.....</b>	<b>4</b>
Table 3 – Thermal Resistance 8x8 mm 48-BGA.....	4
Table 4 – Thermal Resistance 10x10 mm 48-BGA.....	4
<b>PACKAGE OUTLINES BY PRODUCT FAMILY .....</b>	<b>5</b>
<b>48-BGA PACKAGE OUTLINE DRAWINGS.....</b>	<b>6</b>
Figure 2 – Package Outline 8x8mm 48-BGA Version 1.....	6
Figure 3 – Package Outline 8x8mm 48-BGA Version 2.....	7
Figure 4 – Package Outline 10x10mm 48-BGA.....	8
<b>REVISION HISTORY .....</b>	<b>9</b>
<b>CONTACT US .....</b>	<b>10</b>

## COMPLIANCE WITH ENVIRONMENTAL REGULATIONS AND DIRECTIVES

**Table 1 – Environmental Regulation and Directive Compliance**

Environment	Statement Summary	Download Full Statement
ISO9001:2008	Everspin Technologies is in conformance with ISO9001:2008	<a href="#">Certificate</a>
RoHS Directives	Statement of RoHS 1 and the recast Directive 2011/65/EU is commonly referred to as RoHS 2 Compliance. Everspin MRAM products are also “halogen-free”.	<a href="#">Full Statement</a>
REACH Regulations	REACH regulations require article suppliers to inform recipients if an article contains a Substance of Very High Concern (SVHC) in excess of 0.1% by weight.  Based on the material content certifications provided by Everspin’s suppliers, none of these substances are present in the materials we use in our products, including packing and shipping materials.	<a href="#">Full Statement</a>
Red Phosphorus	Everspin Technologies, Inc. MRAM products do not contain Red Phosphorus CAS# 7723-14-0 as an intentional additive.	<a href="#">Full Statement</a>

## MULTIPLE REFLOW CYCLES AND MOISTURE RESISTANCE

All Everspin packages are qualified by the procedure defined in IPC/JEDEC joint specification IPC/JEDEC J-STD-020D.1. They are guaranteed to withstand up to three reflow cycles without permanent damage, provided the conditions for the rated moisture resistance level for the part are observed prior to reflow.

Everspin parts are generally rated for MSL Level 3. Exceptions may exist and are noted in their respective data sheet. Please check the latest individual product data sheet to confirm the rated MSL for the product.



## THERMAL RESISTANCE

**Table 3 – Thermal Resistance 8x8 mm 48-BGA**

Power (W)	T <sub>A</sub> (°C)	T <sub>J</sub> (°C)		Θ <sub>JA</sub> (°C/W)		Ψ <sub>JT</sub> (°C/W)	Θ <sub>JC</sub> (°C/W)
		0 m/s	1 m/s	0 m/s	1 m/s		
0.2	25	39.3	37.3	71.5	61.3	-	-

**Table 4 – Thermal Resistance 10x10 mm 48-BGA**

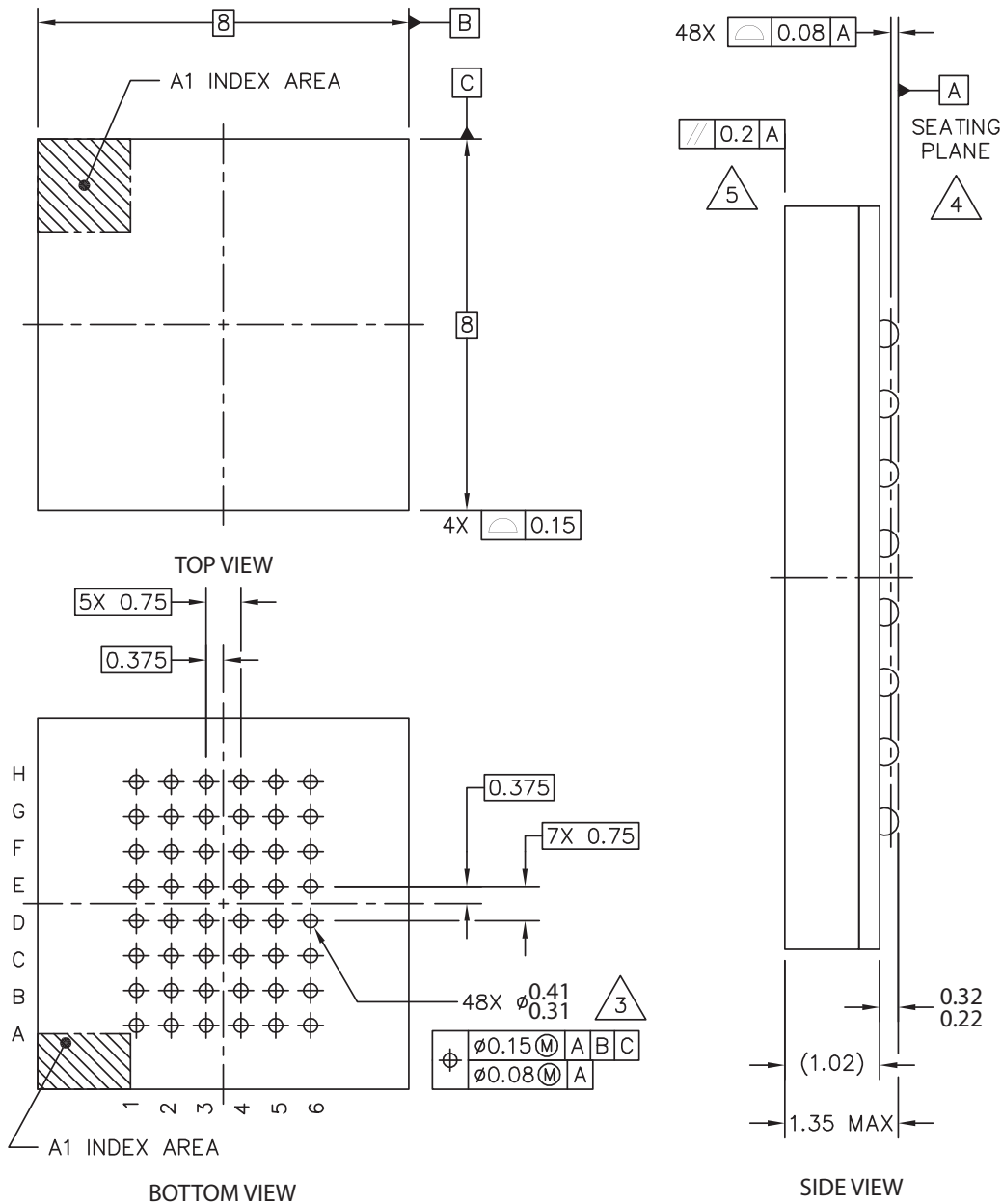
Power (W)	T <sub>A</sub> (°C)	Thermal Vias (8x8)	T <sub>J</sub> (°C)		Θ <sub>JA</sub> (°C/W)		Ψ <sub>JT</sub> (°C/W)	Θ <sub>JC</sub> (°C/W)
			0 m/s	1 m/s	0 m/s	1 m/s		
0.37	25	Yes	37.9	35.3	34.9	27.8	0.14	5.1
		No	40.5	38.0	42.0	35.1	0.17	5.2

## PACKAGE OUTLINES BY PRODUCT FAMILY

Product Family	Density and I/O Width	BGA Package Outline Drawing
MR256A08	256Kb x8	8x8mm 48-BGA Version 1 Figure 2 on page 6
MR256DL08	256Kb x8	
MR0A08	1Mb x8	
MR0D08	1Mb x8	
MR0DL08	1Mb x8	
MR0A16	1Mb x16	8x8mm 48-BGA Version 2 Figure 3 on page 7
MR2A08	4Mb x8	
MR2A16	4Mb x16	
MR4A08	16Mb x8	10x10mm 48-BGA Figure 4 on page 8
MR4A16	16Mb x16	

## 48-BGA PACKAGE OUTLINE DRAWINGS

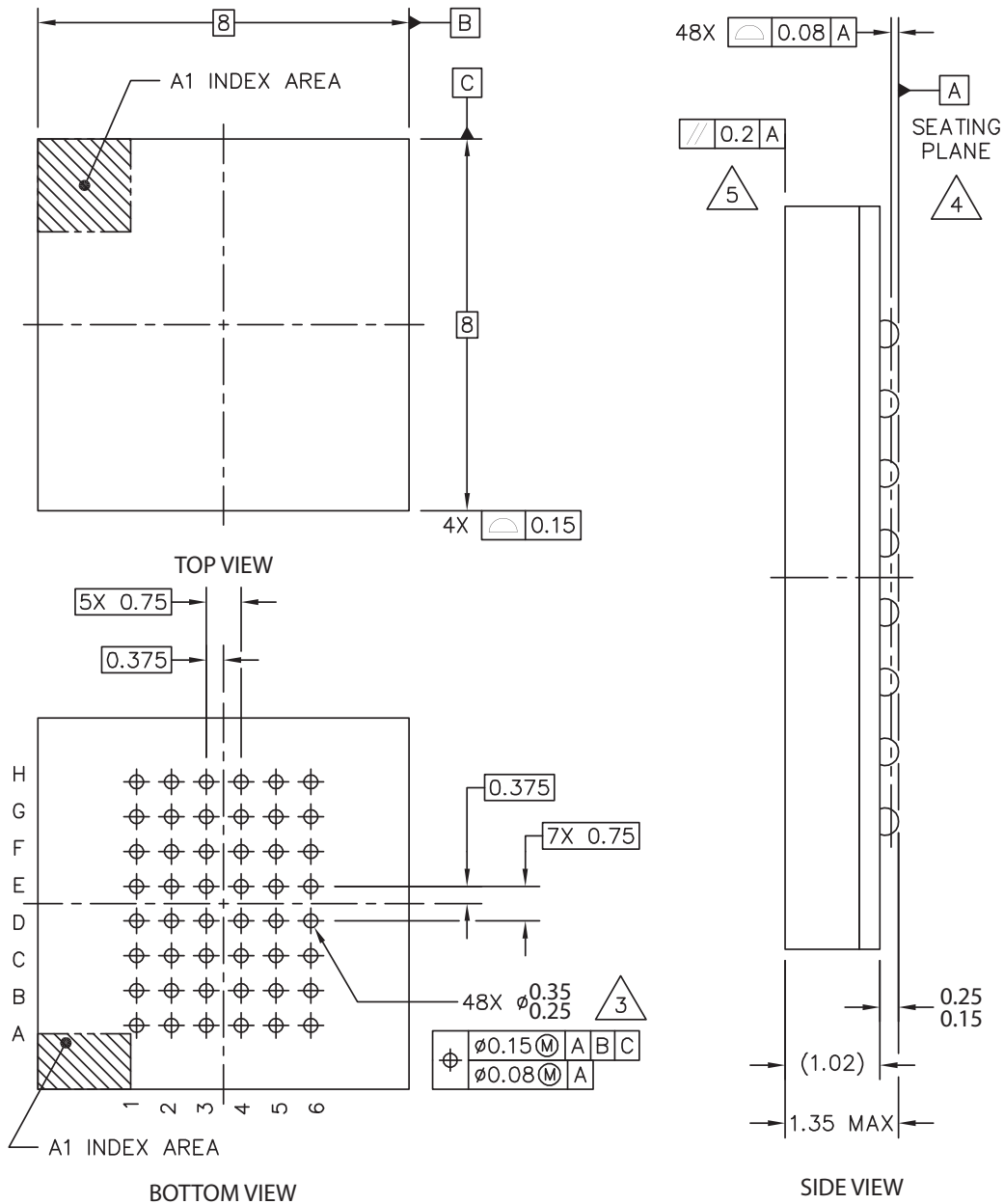
**Figure 2 – Package Outline 8x8mm 48-BGA Version 1**



Not To Scale

1. Dimensions in Millimeters.
2. Dimensions and tolerances per ASME Y14.5M - 1994.
3. Maximum solder ball diameter measured parallel to DATUM A
4. DATUM A, the seating plane is determined by the spherical crowns of the solder balls.
5. Parallelism measurement shall exclude any effect of mark on top surface of package.

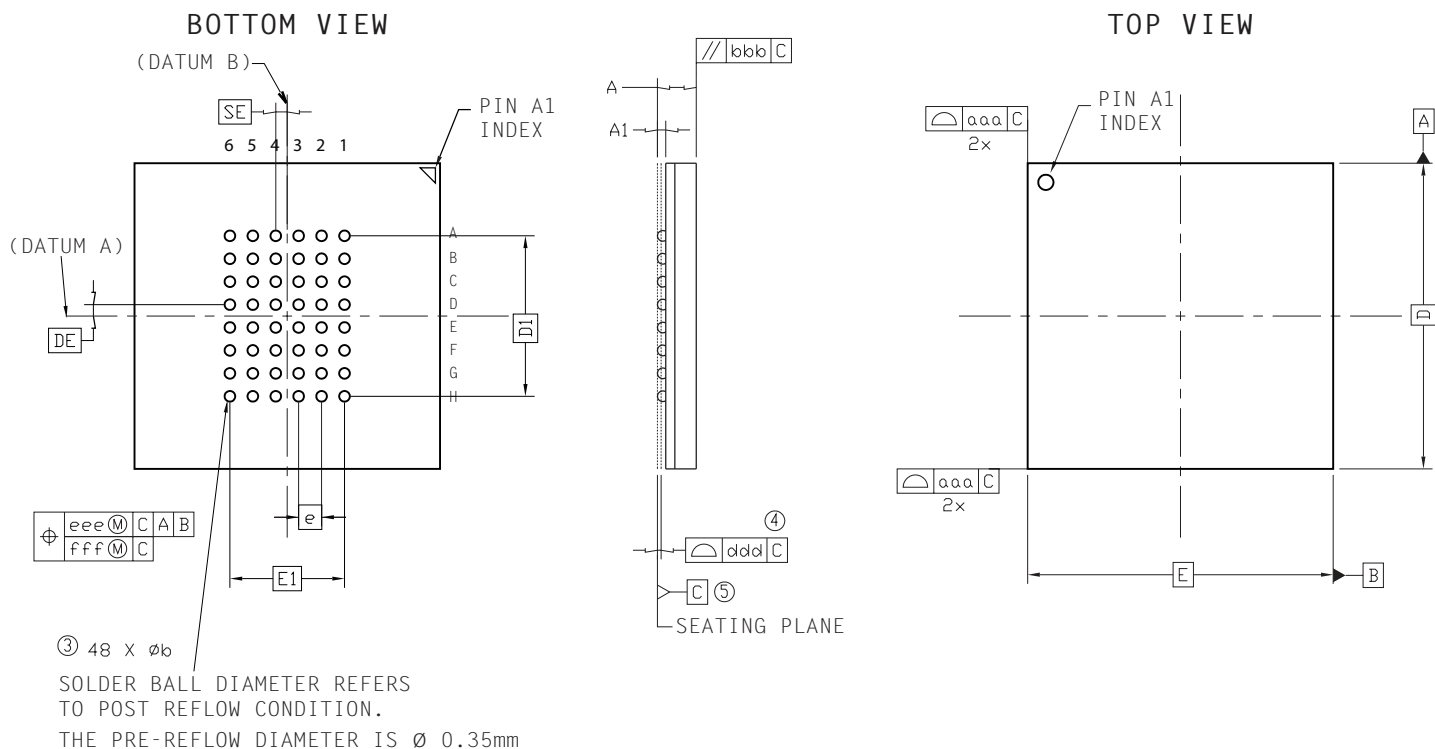
**Figure 3 – Package Outline 8x8mm 48-BGA Version 2**



Not To Scale

1. Dimensions in Millimeters.
2. Dimensions and tolerances per ASME Y14.5M - 1994.
3. Maximum solder ball diameter measured parallel to DATUM A
4. DATUM A, the seating plane is determined by the spherical crowns of the solder balls.
5. Parallelism measurement shall exclude any effect of mark on top surface of package.

**Figure 4 – Package Outline 10x10mm 48-BGA**



Ref	Min	Nominal	Max
A	1.19	1.27	1.35
A1	0.22	0.27	0.32
b	0.31	0.36	0.41
D	10.00 BSC		
E	10.00 BSC		
D1	5.25 BSC		
E1	3.75 BSC		
DE	0.375 BSC		
SE	0.375 BSC		
e	0.75 BSC		

Ref	Tolerance of, from and position
aaa	0.10
bbb	0.10
ddd	0.10
eee	0.15
fff	0.08



**Not To Scale**

1. Dimensions in Millimeters.
2. The 'e' represents the basic solder ball grid pitch.
- ③ 'b' is measurable at the maximum solder ball diameter in a plane parallel to datum C.
- ④ Dimension 'ddd' is measured parallel to primary datum C.
- ⑤ Primary datum C (seating plane) is defined by the crowns of the solder balls.
6. Package dimensions refer to JEDEC MO-205 Rev. G.

## REVISION HISTORY

Revision	Date	Description of Change
1.0	May 6, 2013	Initial release.
1.1	August 27, 2013	Added 25°C to T <sub>p</sub> data to the Temperature Profile Table 1.
1.2	October 21, 2014	Added Reflow Cycle and Moisture Resistance section.
2.0	February 19, 2015	Now two versions of the 8x8 BGA package outline. Listed part numbers for each version. Changed package name from FBGA to BGA.
2.1	July 29, 2015	Added Notes to Versions 1 & 2 of the 8x8mm BGA. Minor correction to the 'ddd' tolerance value for the 10x10mm BGA Package (Note 4.)

## CONTACT US

### Contact Information:

#### How to Reach Us:

Home Page:

[www.everspin.com](http://www.everspin.com)

#### E-Mail:

[support@everspin.com](mailto:support@everspin.com)

[orders@everspin.com](mailto:orders@everspin.com)

[sales@everspin.com](mailto:sales@everspin.com)

#### USA/Canada/South and Central America

Everspin Technologies

1347 N. Alma School Road, Suite 220

Chandler, Arizona 85224

+1-877-347-MRAM (6726)

+1-480-347-1111

#### Europe, Middle East and Africa

[support.europe@everspin.com](mailto:support.europe@everspin.com)

#### Japan

[support.japan@everspin.com](mailto:support.japan@everspin.com)

#### Asia Pacific

[support.asia@everspin.com](mailto:support.asia@everspin.com)

### Everspin Technologies, Inc.

Information in this document is provided solely to enable system and software implementers to use Everspin Technologies products. There are no express or implied licenses granted hereunder to design or fabricate any integrated circuit or circuits based on the information in this document. Everspin Technologies reserves the right to make changes without further notice to any products herein. Everspin makes no warranty, representation or guarantee regarding the suitability of its products for any particular purpose, nor does Everspin Technologies assume any liability arising out of the application or use of any product or circuit, and specifically disclaims any and all liability, including without limitation consequential or incidental damages. "Typical" parameters, which may be provided in Everspin Technologies data sheets and/or specifications can and do vary in different applications and actual performance may vary over time. All operating parameters including "Typicals" must be validated for each customer application by customer's technical experts. Everspin Technologies does not convey any license under its patent rights nor the rights of others. Everspin Technologies products are not designed, intended, or authorized for use as components in systems intended for surgical implant into the body, or other applications intended to support or sustain life, or for any other application in which the failure of the Everspin Technologies product could create a situation where personal injury or death may occur. Should Buyer purchase or use Everspin Technologies products for any such unintended or unauthorized application, Buyer shall indemnify and hold Everspin Technologies and its officers, employees, subsidiaries, affiliates, and distributors harmless against all claims, costs, damages, and expenses, and reasonable attorney fees arising out of, directly or indirectly, any claim of personal injury or death associated with such unintended or unauthorized use, even if such claim alleges that Everspin Technologies was negligent regarding the design or manufacture of the part. Everspin™ and the Everspin logo are trademarks of Everspin Technologies, Inc. All other product or service names are the property of their respective owners.

Copyright © 2015 Everspin Technologies, Inc.

