



Model CVCO25 VCO Selector Guide

0.25"x0.25" SMD



Crystek Part Number	Frequency Range (MHz)	Phase Noise @ 10KHz offset Typ (dBc/Hz)	Tuning Voltage (Vdc)	Kvco (MHz/V)	2nd Harm, Typ. (dBc)	Power Output (dBm)	Operating Temp (°C)	Supply Voltage Vcc (Vdc)	Supply Current Icc Max (mA)
CVCO25CL-0065-0075	65 to 75	-110	0.5 to 4.5	8	-15	7.0±2.0	-40 to +85	5.0±0.25	20
CVCO25CL-0095-0105	95 to 105	-110	1.5 to 3.5	5	-10	10.0±1.0	-40 to +85	5.0±0.25	15
CVCO25CL-0160-0220	160 to 220	-110	0.3 to 2.8	52	-10	0.0±4.0	-40 to +85	3.0±0.15	15
CVCO25CL-0848-0865	848 to 865	-108	1.5 to 3.5	30	-10	7.0±1.0	-40 to +85	5.0±0.25	15
CVCO25CL-0902-0928	902 to 928	-108	0.1 to 2.9	18	-10	5.0±3.0	-40 to +85	5.0±0.25	15
CVCO25CL-0913-0923	913 to 923	-108	1.5 to 3.5	30	-10	6.0±1.0	-40 to +85	5.0±0.25	15
CVCO25CL-1083-1095	1083 to 1095	-108	1.5 to 3.5	30	-10	5.0±1.0	-40 to +85	5.0±0.25	15

Model CVCO33

0.3"x0.3" SMD

Crystek Part Number	Frequency Range (MHz)	Phase Noise @ 10KHz offset Typ (dBc/Hz)	Tuning Voltage (Vdc)	Kvco (MHz/V)	2nd Harm, Typ. (dBc)	Power Output (dBm)	Operating Temp (°C)	Supply Voltage Vcc (Vdc)	Supply Current Icc Max (mA)
CVCO33CL-0090-0100	90 to 100	-112	0.5 to 4.5	5	-10	0.0±3.0	-40 to +85	3.0±0.15	5
CVCO33CL-0110-0150	110 to 150	-110	0.0 to 5.0	11	-10	0.0±3.0	-40 to +85	3.0±0.15	10
CVCO33CL-0125-0200	125 to 200	-100	0.5 to 6.0	14	-15	6.0±3.0	-40 to +85	5.0±0.25	30
CVCO33CL-0165-0220	165 to 220	-109	0.3 to 2.8	36	-10	0.0±3.0	-40 to +85	3.0±0.15	15
CVCO33CL-0169-0171	169 to 171	-106	0.2 to 3.0	10	-10	3.0±3.0	-20 to +65	3.0±0.15	15
CVCO33CL-0204-0206	204 to 206	-112	1.0 to 4.0	11	-12	-1.0±3.0	-40 to +85	5.0±0.25	15
CVCO33CL-0225-0265	225 to 265	-110	0.0 to 5.0	11	-10	3.0±3.0	-40 to +85	5.0±0.25	10
CVCO33CL-0336-0340	336 to 340	-106	0.2 to 3.0	10	-10	3.0±3.0	-40 to +85	3.0±0.15	15
CVCO33CL-0350-0385	350 to 385	-110	0.5 to 4.5	12	-12	0.0±3.0	-40 to +85	5.0±0.25	15
CVCO33CL-0390-0410	390 to 410	-105	0.5 to 4.5	12	-15	3.0±3.0	-40 to +85	5.0±0.25	15
CVCO33CL-0400-0440	400 to 440	-106	0.3 to 3.3	20	-15	3.0±2.0	-40 to +85	3.3±0.15	16
CVCO33CL-0415-0435	415 to 435	-103	0.5 to 4.5	12	-15	3.0±3.0	-40 to +85	5.0±0.25	15
CVCO33CL-0421-0431	421 to 431	-101	0.5 to 2.8	10	-15	3.0±2.0	-40 to +85	5.0±0.25	30
CVCO33CL-0430-0460	430 to 460	-106	0.3 to 3.3	18	-15	3.0±2.0	-40 to +85	3.3±0.15	16
CVCO33CL-0435-0470	435 to 470	-103	0.0 to 5.0	10	-10	3.0±3.0	-40 to +85	5.0±0.25	15
CVCO33CL-0530-0750	530 to 750	-110	0.5 to 2.8	18	-10	0.0±3.0	-40 to +85	3.3±0.15	20
CVCO33CL-0541-0535	541 to 535	-112	1.3 to 3.3	10	-10	2.0±2.0	-40 to +85	3.3±0.15	25
CVCO33CL-0453-0504	453 to 504	-109	0.5 to 4.5	24	-12	1.0±2.0	-40 to +85	2.8±0.14	22
CVCO33CL-0559-0561	559 to 561	-95	0.5 to 4.5	12	-15	2.0±2.0	-40 to +85	5.0±0.25	15
CVCO33CL-0586-0654	586 to 654	-109	0.5 to 2.8	30	-10	0.0±3.0	-30 to +60	3.0±0.15	15
CVCO33CL-0620-0740	620 to 740	-104	0.5 to 4.5	35	-15	1.0±3.0	-40 to +85	5.0±0.25	10
CVCO33CL-0710-0740	710 to 740	-110	0.5 to 4.5	12	-15	2.5±2.5	-40 to +85	5.0±0.25	20
CVCO33CL-0730-0750	730 to 750	-110	0.5 to 2.8	18	-10	0.0±3.0	-40 to +85	3.0±0.15	20
CVCO33CL-0732-0732	732 to 732	-109	0.3 to 2.8	18	-10	0.0±3.0	-40 to +85	3.0±0.15	20
CVCO33CL-0750-0770	750 to 770	-103	0.5 to 2.5	30	-15	4.5±3.0	-40 to +85	2.7±0.135	11
CVCO33CL-0760-0860	760 to 860	-105	0.3 to 4.7	40	-15	-4.0±1.0	-40 to +85	2.8±0.14	22



Model CVCO33 VCO Selector Guide

0.3"x0.3" SMD



Crystek Part Number	Frequency Range (MHz)	Phase Noise @ 10KHz offset Typ (dBc/Hz)	Tuning Voltage (Vdc)	Kvco (MHz/V)	2nd Harm, Typ. (dBc)	Power Output (dBm)	Operating Temp (°C)	Supply Voltage Vcc (Vdc)	Supply Current Icc Max (mA)
CVCO33CL-0770-0870	770 to 870	-108	0.0 to 10.0	10	-10	3.5±1.5	-40 to +85	5.0±0.25	12
CVCO33CL-0800-1000	800 to 1000	-102	0.0 to 10.0	100	-12	5.0±2.0	-40 to +85	5.0±0.25	30
CVCO33CL-1394-1429	1394 to 1429	-94	0.4 to 2.1	30	-15	5.0±2.0	-40 to +85	3.0±0.15	15
CVCO33CL-1400-1500	1400 to 1500	-94	0.3 to 4.7	30	-15	5.0±2.0	-40 to +85	3.0±0.15	15
CVCO33BE-1570-1670	1570 to 1670	-102	0.5 to 4.5	53	-15	6.0±2.0	-40 to +85	5.0±0.25	35
CVCO33BE-1700-1850	1700 to 1850	-100	0.3 to 4.7	53	-10	5.0±3.0	-40 to +85	5.0±0.25	15
CVCO33BE-1823-1903	1823 to 1903	-95	0.3 to 2.55	53	-10	6.0±4.0	-40 to +85	3.4±0.17	15
CVCO33BE-1860-2180	1860 to 2180	-93	0.5 to 4.5	151	-15	6.0±2.0	-40 to +85	5.0±0.25	15
CVCO33BE-1950-2400	1950 to 2400	-95	0.5 to 4.5	169	-15	3.0±3.0	-40 to +85	5.0±0.25	22
CVCO33BE-2185-2285	2185 to 2285	-95	1.2 to 3.5	80	-10	3.0±3.0	-40 to +85	5.0±0.25	22
CVCO33BE-2192-2192	2192 to 2192	-95	1.2 to 3.5	10	-8	8.0±3.0	-40 to +85	5.0±0.25	15
CVCO33BE-2400-2500	2400 to 2500	-100	0.0 to 3.0	105	-20	3.0±2.0	-40 to +85	3.0±0.15	19
CVCO33BE-2600-2840	2600 to 2840	-95	0.3 to 4.7	105	-20	8.0±2.0	-40 to +85	5.0±0.25	35
CVCO33BE-5000-5250	5000 to 5250	-84	0.5 to 4.5	183	-20	0.0±2.0	-40 to +85	5.0±0.25	40

CRO (Coaxial Resonator Oscillator) VCO Selector Guide

0.5"x0.5" SMD

CVCO55CC-0380-0440	380 to 440	-117	0.3 to 4.7	16	-10	-5.0±2.0	-30 to +70	5.0±0.25	30
CVCO55CC-0430-0480	430 to 480	-117	0.3 to 4.7	17	-15	-5.0±2.0	-30 to +70	5.0±0.25	45
CVCO55CC-0440-0505	440 to 505	-117	0.3 to 4.7	16	-10	-5.0±2.0	-30 to +70	5.0±0.25	40
CVCO55CC-0444-0485	444 to 485	-117	0.3 to 4.7	12	-20	-5.0±1.0	-30 to +70	5.0±0.10	40
CVCO55CC-0445-0508	445 to 508	-117	0.3 to 4.7	17	-20	-5.0±1.0	-30 to +70	5.0±0.10	40
CVCO55CC-0775-0800	775 to 800	-123	0.3 to 4.7	6	-15	-5.0±2.0	-30 to +70	5.0±0.25	30
CVCO55CC-0777-0880	777 to 880	-110	0.5 to 4.5	35	-15	-3.0±3.0	-40 to +70	5.0±0.25	13
CVCO55CC-0787-0805	787 to 805	-122	0.3 to 4.7	8	-15	-6.5±1.0	-30 to +70	5.0±0.10	35
CVCO55CC-0805-0815	805 to 815	-124	0.3 to 4.7	5	-15	-5.0±2.0	-30 to +70	5.0±0.25	30
CVCO55CC-0827-0840	827 to 840	-124	0.2 to 4.7	5	-18	-6.5±1.5	-30 to +70	5.0±0.25	35
CVCO55CC-0860-0960	860 to 960	-113	0.5 to 4.5	27	-10	4.0±2.0	-40 to +85	5.0±0.25	30
CVCO55CC-0895-0950	895 to 950	-114	0.3 to 4.7	22	-15	-5.0±2.0	-30 to +70	5.0±0.25	12
CVCO55CC-1260-1400	1260 to 1400	-115	0.5 to 12.0	14	-20	3.0±2.0	-30 to +70	8.0±0.25	25
CVCO55CC-1277-1433	1277 to 1433	-115	0.5 to 15.0	14	-20	3.0±2.0	-30 to +70	8.0±0.25	25
CVCO55CC-1370-1400	1370 to 1400	-114	0.5 to 4.5	15	-25	2.0±2.0	-40 to +85	5.0±0.25	30
CVCO55CC-1420-1480	1420 to 1480	-115	1.0 to 10.0	12	-15	5.0±3.0	-40 to +85	8.0±0.40	35
CVCO55CC-1443-1523	1443 to 1523	-118	1.0 to 11.0	10	-15	2.0±2.0	-30 to +70	11.5±0.25	29
CVCO55CC-1490-1550	1490 to 1550	-115	1.0 to 10.0	15	-15	5.0±3.0	-40 to +85	8.0±0.25	35
CVCO55CC-1515-1600	1515 to 1600	-116	0.5 to 10.0	13	-15	0.0±3.0	-30 to +70	5.0±0.25	25
CVCO55CC-1581-1581	1581 to 1581	-120	0.5 to 4.5	7	-15	2.5±2.5	-40 to +85	5.0±0.25	25
CVCO55CC-1620-1620	1620 to 1620	-120	0.3 to 4.7	10	-15	2.5±2.5	-40 to +85	5.0±0.25	25
CVCO55CC-1630-1630	1630 to 1630	-120	0.3 to 4.7	10	-15	2.5±2.5	-40 to +85	5.0±0.25	25
CVCO55CC-1640-1700	1640 to 1700	-115	1.0 to 10.0	10	-15	5.0±3.0	-40 to +85	8.0±0.40	35
CVCO55CC-1680-1680	1680 to 1680	-117	0.5 to 4.5	9	-15	2.5±2.5	-40 to +85	5.0±0.25	20
CVCO55CC-1690-1690	1690 to 1690	-120	0.3 to 4.7	10	-15	2.5±2.5	-40 to +85	5.0±0.25	25



CRO (Coaxial Resonator Oscillator) VCO Selector Guide

0.5"x0.5" SMD



Crystek Part Number	Frequency Range (MHz)	Phase Noise @ 10KHz offset Typ (dBc/Hz)	Tuning Voltage (Vdc)	Kvco (MHz/V)	2nd Harm, Typ. (dBc)	Power Output (dBm)	Operating Temp (°C)	Supply Voltage Vcc (Vdc)	Supply Current Icc Max (mA)
CVCO55CC-1690-1750	1690 to 1750	-115	1.0 to 10.0	15	-15	5.0±3.0	-40 to +85	8.0±0.40	35
CVCO55CC-1700-1700	1700 to 1700	-120	0.3 to 4.7	10	-15	2.5±2.5	-40 to +85	5.0±0.25	25
CVCO55CCQ-1700-1700	1700 to 1700	-120	0.3 to 4.7	7	-20	7.0±2.0	-40 to +85	8.0±0.25	30
CVCO55CC-1750-1810	1750 to 1810	-115	1.0 to 10.0	15	-15	5.0±3.0	-40 to +85	8.0±0.40	35
CVCO55CC-1770-1770	1770 to 1770	-120	0.3 to 4.7	10	-15	2.5±2.5	-40 to +85	5.0±0.25	35
CVCO55CC-1800-1800	1800 to 1800	-120	0.3 to 4.7	10	-15	2.5±2.5	-40 to +85	5.0±0.25	35
CVCO55CC-1845-1855	1845 to 1855	-117	0.3 to 4.7	5	-13	2.5±2.5	-30 to +70	5.0±0.25	20
CVCO55CC-1850-1850	1850 to 1850	-117	0.5 to 4.5	9	-15	2.5±2.5	-40 to +85	5.0±0.25	20
CVCO55CC-1912-2114	1912 to 2114	-106	0.5 to 4.5	69	-15	3.0±3.0	-40 to +85	5.0±0.25	23
CVCO55CC-1930-2110	1930 to 2110	-110	0.5 to 18.0	15	-12	0.0±3.0	-30 to +70	8.0±0.40	35
CVCO55CC-2000-2000	2000 to 2000	-118	0.3 to 4.7	7	-20	7.0±2.0	-40 to +85	8.0±0.25	30
CVCO55CC-2000-2300	2000 to 2300	-110	0.5 to 18.0	30	-12	0.0±3.0	-30 to +70	8.0±0.40	35
CVCO55CC-2005-2070	2005 to 2070	-112	0.3 to 4.7	20	-25	3.0±3.0	-40 to +85	5.0±0.25	30
CVCO55CC-2010-2485	2010 to 2485	-105	0.5 to 18.0	33	-15	7.0±2.0	-40 to +85	8.0±0.40	35
CVCO55CC-2032-2032	2032 to 2032	-118	0.5 to 4.5	10	-20	4.5±1.5	-40 to +85	5.0±0.25	37
CVCO55CC-2039-2283	2039 to 2283	-106	0.5 to 16.0	20	-15	5.0±2.0	-40 to +85	8.0±0.40	35
CVCO55CC-2060-2130	2060 to 2130	-110	0.3 to 4.7	20	-25	3.0±3.0	-40 to +75	5.0±0.25	30
CVCO55CC-2080-2080	2080 to 2080	-118	0.3 to 4.7	7	-20	7.0±2.0	-40 to +85	8.0±0.25	30
CVCO55CC-2122-2242	2122 to 2242	-110	0.5 to 4.5	45	-15	7.0±2.0	-40 to +85	5.0±0.25	40
CVCO55CC-2150-2150	2150 to 2150	-118	0.3 to 4.7	7	-20	7.0±2.0	-40 to +85	8.0±0.25	30
CVCO55CC-2160-2160	2160 to 2160	-118	0.3 to 4.7	7	-20	7.0±2.0	-40 to +85	8.0±0.25	30
CVCO55CC-2175-2175	2175 to 2175	-120	0.5 to 4.5	7	-15	7.0±2.0	-40 to +85	8.0±0.40	30
CVCO55CC-2186-2250	2186 to 2250	-111	0.5 to 4.5	25	-30	5.0±2.0	-40 to +85	5.0±0.25	35
CVCO55CC-2200-2260	2200 to 2260	-111	0.5 to 4.5	20	-30	0.0±3.0	-40 to +85	5.0±0.25	30
CVCO55CC-2207-2207	2207 to 2207	-118	0.5 to 4.5	10	-20	4.5±1.5	-40 to +85	5.0±0.25	37
CVCO55CC-2200-2660	2200 to 2660	-103	0.5 to 14.0	45	-15	4.0±2.0	-40 to +85	8.0±0.40	35
CVCO55CC-2275-2290	2275 to 2290	-115	0.5 to 4.5	8	-25	4.5±2.5	-40 to +85	5.0±0.25	40
CVCO55CC-2269-2580	2269 to 2580	-107	0.5 to 16.0	30	-20	5.0±2.0	-40 to +85	8.0±0.40	35
CVCO55CC-2290-2410	2290 to 2410	-105	0.5 to 4.5	40	-15	3.0±2.0	-40 to +85	5.0±0.25	40
CVCO55CC-2300-2450	2300 to 2450	-106	0.5 to 4.5	50	-15	4.0±3.0	-40 to +85	5.0±0.25	35
CVCO55CC-2310-2376	2310 to 2376	-120	0.5 to 4.5	7	-15	7.0±2.0	-40 to +85	8.0±0.40	28
CVCO55CC-2328-2536	2328 to 2536	-105	0.5 to 4.5	78	-15	7.0±2.0	-40 to +85	5.0±0.25	35
CVCO55CC-2365-2415	2365 to 2415	-120	0.5 to 10.0	10	-15	5.0±3.0	-40 to +85	8.0±0.40	40
CVCO55CC-2370-2385	2370 to 2385	-116	0.3 to 4.7	8	-25	4.5±2.5	-40 to +85	5.0±0.25	40
CVCO55CCQ-2380-2380	2380 to 2380	-120	0.3 to 4.7	10	-15	2.5±2.5	-40 to +85	5.0±0.25	25
CVCO55CC-2380-2580	2380 to 2580	-111	0.5 to 15.0	10	-20	5.0±2.0	-40 to +85	5.0±0.25	40
CVCO55CC-2400-2400	2400 to 2400	-120	1.0 to 10.0	4	-25	7.0±2.0	-40 to +85	8.0±0.40	50
CVCO55CCQ-2400-2400	2400 to 2400	-120	0.3 to 4.7	10	-15	2.5±2.5	-40 to +85	5.0±0.25	25
CVCO55CC-2400-2415	2400 to 2415	-116	0.3 to 4.7	8	-25	4.5±2.5	-40 to +85	5.0±0.25	40
CVCO55CC-2400-2569	2400 to 2569	-102	0.5 to 4.5	55	-15	4.0±2.0	-40 to +85	5.0±0.25	35
CVCO55CC-2440-2540	2440 to 2540	-108	0.5 to 4.5	38	-15	3.0±2.0	-40 to +85	5.0±0.25	40
CVCO55CC-2417-2547	2417 to 2547	-108	0.3 to 4.7	40	-25	3.0±2.0	-40 to +85	5.0±0.25	35
CVCO55CC-2425-2440	2425 to 2440	-113	0.3 to 4.7	10	-20	5.0±2.0	-40 to +85	5.0±0.25	40
CVCO55CC-2430-2550	2430 to 2550	-106	0.3 to 4.7	44	-20	5.0±2.0	-40 to +85	5.0±0.25	40
CVCO55CC-2435-2485	2435 to 2485	-120	0.3 to 10.0	10	-15	5.0±3.0	-40 to +85	8.0±0.40	40
CVCO55CC-2440-2540	2440 to 2540	-110	0.5 to 4.5	38	-15	3.0±2.0	-40 to +85	5.0±0.25	40



CRO (Coaxial Resonator Oscillator) VCO Selector Guide

0.5"x0.5" SMD



Crystek Part Number	Frequency Range (MHz)	Phase Noise @ 10KHz offset Typ (dBc/Hz)	Tuning Voltage (Vdc)	Kvco (MHz/V)	2nd Harm, Typ. (dBc)	Power Output (dBm)	Operating Temp (°C)	Supply Voltage Vcc (Vdc)	Supply Current Icc Max (mA)
CVCO55CC-2465-2485	2465 to 2485	-120	0.5 to 10.0	35	-15	4.0±2.0	-40 to +85	8.0±0.40	35
CVCO55CC-2480-2960	2480 to 2960	-106	0.5 to 18.0	33	-15	7.0±2.0	-40 to +85	8.0±0.40	35
CVCO55CC-2496-2704	2496 to 2704	-105	0.5 to 4.5	78	-15	7.0±2.0	-40 to +85	5.0±0.25	40
CVCO55CC-2500-2600	2500 to 2600	-109	0.5 to 4.5	32	-20	3.0±3.0	-40 to +85	5.0±0.25	35
CVCO55CC-2510-2610	2510 to 2610	-110	0.5 to 4.5	38	-15	3.0±2.0	-40 to +85	5.0±0.25	40
CVCO55CC-2515-2530	2515 to 2530	-116	0.3 to 4.7	8	-25	4.5±2.5	-40 to +85	5.0±0.25	40
CVCO55CC-2542-2662	2542 to 2662	-105	0.5 to 4.5	40	-15	3.0±2.0	-40 to +85	5.0±0.25	40
CVCO55CC-2545-2560	2545 to 2560	-116	0.3 to 4.7	8	-25	4.5±2.5	-40 to +85	5.0±0.25	40
CVCO55CC-2580-2620	2580 to 2620	-110	0.5 to 4.5	26	-15	3.0±2.0	-40 to +85	5.0±0.25	40
CVCO55CC-2580-2860	2580 to 2860	-110	0.5 to 16.0	10	-20	4.5±2.0	-40 to +85	5.0±0.25	40
CVCO55CC-2585-2715	2585 to 2715	-106	0.3 to 4.7	40	-25	3.0±2.0	-40 to +85	5.0±0.25	35
CVCO55CC-2594-3026	2594 to 3026	-106	0.1 to 16.0	31	-20	5.0±2.0	-40 to +85	8.0±0.40	40
CVCO55CC-2620-2710	2620 to 2710	-110	0.5 to 4.5	34	-15	3.0±2.0	-40 to +85	5.0±0.25	40
CVCO55CC-2735-2956	2735 to 2956	-103	0.5 to 4.5	78	-15	7.0±2.0	-40 to +85	5.0±0.25	35
CVCO55CC-2745-2860	2745 to 2860	-106	0.5 to 4.5	50	-15	4.0±3.0	-40 to +85	5.0±0.25	35
CVCO55CC-2748-2956	2748 to 2956	-105	0.5 to 4.5	35	-15	7.0±2.0	-40 to +85	5.0±0.25	35
CVCO55CC-2767-2825	2767 to 2825	-110	0.5 to 11.5	15	-10	5.0±2.0	-40 to +85	8.0±0.40	40
CVCO55CC-2770-2920	2770 to 2920	-106	0.5 to 4.5	50	-15	4.0±3.0	-40 to +85	5.0±0.25	35
CVCO55CC-2778-2945	2778 to 2945	-110	0.1 to 16.0	15	-10	4.0±2.0	-40 to +85	8.0±0.40	40
CVCO55CC-2818-2835	2818 to 2835	-113	0.5 to 4.5	10	-20	5.0±2.0	-40 to +85	5.0±0.25	40
CVCO55CC-2837-2967	2837 to 2967	-105	0.3 to 4.7	40	-25	3.0±2.0	-40 to +85	5.0±0.25	35
CVCO55CC-2850-3210	2850 to 3210	-103	0.5 to 14.0	35	-15	4.0±2.0	-40 to +85	8.0±0.40	35
CVCO55CC-2895-3035	2895 to 3035	-108	0.5 to 15.0	14	-15	4.5±2.0	-40 to +85	8.0±0.40	40
CVCO55CC-2900-3400	2900 to 3400	-107	0.5 to 22.0	30	-10	0.0±4.0	-40 to +85	8.0±0.20	35
CVCO55CC-2962-3388	2962 to 3388	-106	0.1 to 16.0	31	-20	5.0±2.0	-40 to +85	8.0±0.40	40
CVCO55CC-2970-3230	2970 to 3230	-104	0.5 to 4.5	80	-20	5.0±2.0	-40 to +85	5.0±0.25	35
CVCO55CC-3000-3170	3000 to 3170	-109	0.5 to 15.0	20	-15	5.0±2.0	-40 to +85	8.0±0.40	35
CVCO55CC-3015-3045	3015 to 3045	-109	0.5 to 4.5	13	-25	0.0±3.0	-40 to +85	5.0±0.25	35
CVCO55CC-3175-3375	3175 to 3375	-106	0.1 to 16.0	20	-15	5.0±2.0	-40 to +85	8.0±0.40	35
CVCO55CC-3180-3710	3180 to 3710	-102	0.1 to 16.0	56	-15	0.0±2.5	-40 to +85	8.0±0.40	35
CVCO55CC-3227-3437	3227 to 3437	-100	0.5 to 4.5	78	-15	7.0±2.0	-40 to +85	5.0±0.25	40
CVCO55CC-3271-3503	3271 to 3503	-108	0.1 to 16.0	17	-15	5.0±2.0	-40 to +85	8.0±0.40	40
CVCO55CC-3318-3467	3318 to 3467	-106	0.1 to 16.0	20	-20	5.0±2.0	-40 to +85	8.0±0.40	35
CVCO55CC-3345-3955	3345 to 3955	-100	0.5 to 23.0	44	-20	3.0±2.0	-40 to +85	10.0±0.50	40
CVCO55CC-3395-3605	3395 to 3605	-100	0.5 to 4.5	78	-15	3.0±2.0	-40 to +85	5.0±0.25	40
CVCO55CC-3475-3475	3475 to 3475	-115	0.5 to 4.5	7	-15	7.0±2.0	-40 to +85	8.0±0.40	35
CVCO55CC-3647-3857	3647 to 3857	-100	0.5 to 4.5	78	-15	3.0±2.0	-40 to +85	5.0±0.25	40
CVCO55CC-3366-3597	3366 to 3597	-106	0.1 to 16.0	17	-20	5.0±2.0	-40 to +85	8.0±0.40	40
CVCO55CC-3612-3668	3612 to 3668	-108	0.5 to 11.5	15	-15	4.0±2.0	-40 to +85	8.0±0.40	35
CVCO55CC-3619-3711	3619 to 3711	-106	0.1 to 16.0	10	-20	5.0±2.0	-40 to +85	8.0±0.40	40
CVCO55CC-3901-4101	3901 to 4101	-104	0.1 to 16.0	22	-20	5.0±2.0	-40 to +85	8.0±0.40	40
CVCO55CC-3985-4115	3985 to 4115	-105	0.5 to 11.5	20	-12	7.0±2.0	-40 to +85	12.0±0.60	43
CVCO55CC-4124-4238	4124 to 4238	-106	0.1 to 16.0	22	-20	5.0±2.0	-40 to +85	8.0±0.40	40
CVCO55CC-4267-4442	4267 to 4442	-104	0.1 to 16.0	22	-20	5.0±2.0	-40 to +85	8.0±0.40	40
CVCO55CXT-5340-5490	5340 to 5490	-102	0.5 to 4.5	52	-30	3.0±2.5	-40 to +85	5.0±0.25	25
CVCO55CXT-5760-5820	5760 to 5820	-100	0.5 to 4.5	20	-30	3.0±3.0	-40 to +85	8.0±0.40	35



CRO (Coaxial Resonator Oscillator) VCO Selector Guide

0.5"x0.5" SMD



Crystek Part Number	Frequency Range (MHz)	Phase Noise @ 10KHz offset Typ (dBc/Hz)	Tuning Voltage (Vdc)	Kvco (MHz/V)	2nd Harm. Typ. (dBc)	Power Output (dBm)	Operating Temp (°C)	Supply Voltage Vcc (Vdc)	Supply Current Icc Max (mA)
CVCO55CXT-5800-5800	5800 to 5800	-100	0.5 to 4.5	20	-30	3.0±3.0	-40 to +85	8.0±0.40	35
CVCO55CXT-6250-6250	6250 to 6250	-100	0.5 to 4.5	20	-30	3.0±3.0	-40 to +85	8.0±0.40	35
CVCO55CXT-6900-6900	6900 to 6900	-100	0.5 to 4.5	52	-30	4.0±2.0	-40 to +85	8.0±0.40	25

Model CVCO55 VCO Selector Guide

0.5"x0.5" SMD

Crystek Part Number	Frequency Range (MHz)	Phase Noise @ 10KHz offset Typ (dBc/Hz)	Tuning Voltage (Vdc)	Kvco (MHz/V)	2nd Harm. Typ. (dBc)	Power Output (dBm)	Operating Temp (°C)	Supply Voltage Vcc (Vdc)	Supply Current Icc Max (mA)
CVCO55CL-0038-0042	38 to 42	-116	0.5 to 4.5	3	-20	5.0±2.0	-40 to +85	5.0±0.25	8
CVCO55CL-0042-0046	42 to 46	-116	0.5 to 4.5	3	-13	-1.0±2.0	-40 to +85	5.0±0.25	8
CVCO55CL-0042-0052	42 to 52	-110	0.5 to 4.5	2.5	-10	5.0±3.0	-40 to +85	5.0±0.25	15
CVCO55CL-0045-0070	45 to 70	-115	0.5 to 10.5	4	-10	5.0±3.0	-40 to +85	5.0±0.25	15
CVCO55CL-0060-0110	60 to 110	-115	0.5 to 9.5	8	-10	8.0±3.0	-40 to +85	5.0±0.25	25
CVCO55CL-0072-0076	72 to 76	-110	0.3 to 3.0	7	-15	0.0±2.0	-40 to +85	3.3±0.165	7
CVCO55FL-0075-0085	75 to 85	-123	0.5 to 4.5	5	-20	9.0±2.0	-40 to +85	5.0±0.25	25
CVCO55CL-0085-0085	85 to 85	-120	1.0 to 4.0	3	-20	9.0±3.0	-40 to +85	8.0±0.25	25
CVCO55CL-0085-0088	85 to 88	-120	1.0 to 4.0	5	-10	9.0±3.0	-40 to +85	8.0±0.40	25
CVCO55CW-0100-0200	100 to 200	-108	0.0 to 5.0	25	-10	4.0±4.0	-40 to +85	5.0±0.25	25
CVCO55CL-0116-0123	116 to 123	-120	1.0 to 4.0	3	-20	9.0±3.0	-40 to +85	8.0±0.40	25
CVCO55CL-0120-0130	120 to 130	-119	0.5 to 4.5	8	-10	8.0±3.0	-40 to +85	5.0±0.25	25
CVCO55CL-0120-0165	120 to 165	-103	0.5 to 6.0	11	-30	8.0±2.0	-40 to +85	5.0±0.25	10
CVCO55FL-0136-0174	136 to 174	-123	0.5 to 4.5	10	-20	9.0±2.0	-40 to +85	5.0±0.25	25
CVCO55CW-0140-0250	140 to 250	-100	0.5 to 10.0	10	-14	3.0±2.0	-40 to +85	5.0±0.25	15
CVCO55CL-0150-0200	150 to 200	-115	0.3 to 4.7	16	-15	4.0±4.0	-40 to +85	5.0±0.25	35
CVCO55FL-0172-0215	172 to 215	-115	0.2 to 2.8	35	-20	0.0±2.0	-40 to +85	5.0±0.25	9
CVCO55CL-0180-0200	180 to 200	-110	0.5 to 4.5	8	-10	2.0±2.0	-40 to +85	5.0±0.25	15
CVCO55CL-0184-0190	184 to 190	-110	0.0 to 5.0	3	-20	0.0±3.0	-40 to +85	5.0±0.25	15
CVCO55FL-0200-0239	200 to 239	-123	0.5 to 4.5	10	-20	9.0±2.0	-40 to +85	5.0±0.25	25
CVCO55CL-0200-0400	200 to 400	-109	0.0 to 5.0	50	-10	3.0±3.0	-40 to +85	5.0±0.25	15
CVCO55CW-0200-0400	200 to 400	-105	0.0 to 5.0	50	-10	3.0±3.0	-40 to +85	5.0±0.25	15
CVCO55CW-0200-0500	200 to 500	-106	0.5 to 18.0	20	-5	6.0±4.0	-40 to +85	12.0±0.60	25
CVCO55CL-0209-0277	209 to 277	-112	0.3 to 4.7	20	-15	5.0±3.0	-40 to +85	7.0±0.35	15
CVCO55CL-0225-0425	225 to 425	-100	0.5 to 6.5	75	-15	-10±3.0	-40 to +85	7.0±0.25	12
CVCO55CW-0250-0450	250 to 450	-96	0.3 to 4.7	50	-15	0.0±3.0	-40 to +85	5.0±0.25	12
CVCO55CW-0250-0500	250 to 500	-96	0.3 to 4.7	50	-15	0.0±3.0	-40 to +85	5.0±0.25	12





Model CVCO55 VCO Selector Guide

0.5"x0.5" SMD



Crystek Part Number	Frequency Range (MHz)	Phase Noise @ 10KHz offset Typ (dBc/Hz)	Tuning Voltage (Vdc)	Kvco (MHz/V)	2nd Harm, Typ. (dBc)	Power Output (dBm)	Operating Temp (°C)	Supply Voltage Vcc (Vdc)	Supply Current Icc Max (mA)
CVCO55CL-0260-0285	260 to 285	-110	0.5 to 4.5	20	-15	4.75±3.75	-40 to +85	4.5±0.25	25
CVCO55CL-0305-0345	305 to 345	-111	0.5 to 4.5	21	-10	6.5±3.5	-40 to +85	5.0±0.25	13
CVCO55BE-0325-0775	325 to 775	-105	0.0 to 12.0	45	-10	7.0±2.0	-40 to +85	12.0±0.25	25
CVCO55CL-0350-0405	350 to 405	-110	0.5 to 5.0	39	-3	7.25±2.75	-40 to +85	5.0±0.25	15
CVCO55CL-0370-0450	370 to 450	-110	0.5 to 4.5	35	-4	7.0±2.0	-40 to +85	5.0±0.25	15
CVCO55CL-0370-0490	370 to 490	-112	0.3 to 4.7	40	-20	-2.5±2.5	-30 to +60	5.0±0.25	40
CVCO55CL-0375-0420	375 to 420	-111	0.5 to 4.5	30	-10	8.0±2.0	-40 to +85	5.0±0.25	22
CVCO55CL-0393-0428	393 to 428	-110	0.5 to 4.5	15	-12	3.0±3.0	-40 to +85	5.0±0.25	8
CVCO55CW-0400-0800	400 to 800	-105	0.0 to 12.0	47	-5	7.0±5.0	-10 to +70	5.0±0.25	17
CVCO55BE-0400-0800	400 to 800	-105	0.0 to 12.0	47	-5	7.0±5.0	-10 to +70	5.0±0.25	17
CVCO55CW-0400-1300	400 to 1300	-93	0.2 to 25.0	50	-10	7.0±3.0	-40 to +85	5.0±0.25	40
CVCO55CL-0420-0540	420 to 540	-112	0.5 to 4.5	40	-20	-2.5±2.5	-30 to +60	5.0±0.25	40
CVCO55CL-0434-0452	434 to 452	-110	1.5 to 3.5	18	-15	0.0±4.0	-40 to +85	5.0±0.25	25
CVCO55CL-0450-0470	450 to 470	-110	1.5 to 3.5	20	-15	0.0±4.0	-40 to +85	5.0±0.25	25
CVCO55CLX-0450-0470	450 to 470	-116	0.5 to 4.5	20	-12	0.0±3.0	-40 to +85	3.3±0.16	12
CVCO55CL-0462-0588	462 to 588	-113	0.5 to 4.5	15	-12	5.0±3.0	-40 to +85	5.0±0.25	30
CVCO55CL-0467-0493	467 to 493	-96	0.5 to 4.5	15	-12	3.0±3.0	-40 to +85	5.0±0.25	15
CVCO55CL-0470-0520	470 to 520	-109	0.5 to 4.5	24	-7	1.0±2.0	-30 to +80	2.0±0.10	10
CVCO55CL-0482-0498	482 to 498	-118	0.5 to 4.5	8	-10	2.5±2.5	-40 to +85	5.0±0.25	22
CVCO55CL-0490-0540	490 to 540	-108	0.5 to 4.5	31	-12	3.0±3.0	-40 to +85	5.0±0.25	15
CVCO55CL-0500-0520	500 to 520	-117	0.3 to 4.7	8	-15	5.0±3.0	-40 to +85	5.0±0.25	40
CVCO55CW-0500-1000	500 to 1000	-104	0.5 to 18.0	60	-5	7.0±3.0	-40 to +85	12.0±0.60	20
CVCO55BE-0510-0770	510 to 770	-106	1.0 to 8.0	58	-5	6.5±4.5	-40 to +85	9.0±0.45	14
CVCO55BE-0510-0790	510 to 790	-105	1.0 to 8.0	58	-10	3.0±1.5	-40 to +85	8.0±0.25	20
CVCO55BE-0510-0900	510 to 900	-103	1.5 to 9.0	55	-20	10.0±2.5	-40 to +85	12.0±0.6	29
CVCO55BE-0530-0710	530 to 710	-105	0.5 to 4.5	100	-5	5.0±3.0	-40 to +85	5.0±0.25	20
CVCO55CL-0535-0560	535 to 560	-110	0.2 to 4.7	18	-12	1.5±1.5	-40 to +85	5.0±0.25	16
CVCO55CL-0540-0560	540 to 560	-117	0.5 to 4.7	8	-15	5.0±3.0	-40 to +85	5.0±0.25	40
CVCO55CL-0575-0675	575 to 675	-109	0.3 to 4.7	30	-15	2.5±2.5	-40 to +85	5.0±0.25	24
CVCO55CL-0600-0660	600 to 660	-105	0.3 to 4.7	22	-15	2.0±2.0	-40 to +85	5.0±0.25	20
CVCO55CL-0600-0880	600 to 880	-100	0.5 to 4.5	60	-10	3.0±3.0	-40 to +85	5.0±0.25	20
CVCO55CW-0600-1200	600 to 1200	-98	0.5 to 18.0	45	-20	5.0±3.0	-40 to +75	12.0±0.6	35
CVCO55CL-0640-0690	640 to 690	-100	0.5 to 4.5	30	-12	6.5±1.5	-40 to +85	5.0±0.25	25
CVCO55CL-0655-0730	655 to 730	-110	0.3 to 4.7	25	-8	2.0±2.0	-40 to +85	5.0±0.25	30
CVCO55CL-0660-0660	660 to 660	-110	1.0 to 4.0	13	-20	9.0±3.0	-40 to +85	8.0±0.40	25
CVCO55CL-0680-0720	680 to 720	-109	0.5 to 4.5	29	-15	2.0±2.0	-40 to +85	5.0±0.25	25
CVCO55CL-0689-0704	689 to 704	-118	0.4 to 4.6	20	-15	0.0±3.0	-40 to +85	5.0±0.25	35
CVCO55CL-0736-0744	736 to 744	-115	0.5 to 4.5	12	-15	4.0±2.0	-40 to +85	8.0±0.40	25
CVCO55CL-0760-0860	760 to 860	-105	0.3 to 4.7	40	-15	-4.0±1.0	-40 to +85	2.0±0.10	22
CVCO55CM-0760-0870	760 to 870	-110	0.4 to 4.7	30	-15	0.0±2.0	-40 to +85	5.0±0.25	25
CVCO55CL-0777-0797	777 to 797	-120	0.4 to 4.6	20	-15	0.0±3.0	-40 to +85	5.0±0.25	35
CVCO55CL-0777-0880	777 to 880	-110	0.5 to 4.5	35	-15	-3.0±3.0	-40 to +85	5.0±0.25	20
CVCO55CL-0800-0980	800 to 980	-100	0.5 to 5.0	75	-22	3.0±3.0	-40 to +85	5.0±0.25	25
CVCO55BE-0800-1600	800 to 1600	-100	0.5 to 19.0	60	-10	6.0±2.0	-40 to +85	11.5±0.50	30
CVCO55CW-0800-1600	800 to 1600	-100	0.5 to 19.0	60	-10	6.0±2.0	-40 to +85	11.5±0.50	30
CVCO55CWQ-0800-1600	800 to 1600	-100	0.5 to 12.0	87	-10	3.0±2.0	-40 to +85	5.0±0.25	30



Model CVCO55 VCO Selector Guide

0.5"x0.5" SMD



Crystek Part Number	Frequency Range (MHz)	Phase Noise @ 10KHz offset Typ (dBc/Hz)	Tuning Voltage (Vdc)	Kvco (MHz/V)	2nd Harm, Typ. (dBc)	Power Output (dBm)	Operating Temp (°C)	Supply Voltage Vcc (Vdc)	Supply Current Icc Max (mA)
CVCO55CWT-0800-1600	800 to 1600	-100	0.5 to 12.0	87	-10	6.0±2.0	-40 to +85	10.0±0.50	30
CVCO55CL-0805-0900	805 to 900	-105	0.5 to 5.0	30	-15	2.0±3.0	-40 to +85	5.0±0.25	20
CVCO55CL-0830-0970	830 to 970	-106	0.5 to 4.5	52	-15	4.0±3.0	-40 to +85	5.0±0.25	20
CVCO55CL-0890-0960	890 to 960	-110	0.5 to 4.5	27	-20	2.0±2.0	-40 to +85	5.0±0.25	27
CVCO55CT-0902-0928	902 to 928	-110	0.3 to 4.7	8	-15	12.0±2.0	-40 to +85	12.0±0.25	20
CVCO55CL-0902-0928	902 to 928	-110	0.3 to 4.7	8	-15	12.0±2.0	-40 to +85	12.0±0.25	20
CVCO55CL-0920-0980	920 to 980	-105	1.0 to 5.0	30	-12	5.0±2.0	-40 to +85	5.0±0.25	35
CVCO55CL-0925-0970	925 to 970	-110	0.5 to 4.5	13	-15	5.0±3.0	-40 to +85	5.0±0.25	20
CVCO55CL-0930-0990	930 to 990	-110	0.0 to 3.3	30	-15	2.5±2.5	-40 to +85	3.3±0.165	24
CVCO55CW-0950-1650	950 to 1650	-100	0.0 to 11.0	90	-35	3.0±3.0	-40 to +85	5.0±0.25	25
CVCO55BES-0950-2050	950 to 2050	-99	0.0 to 15.0	80	-30	2.0±3.0	-40 to +85	10.0±0.50	20
CVCO55CLS-0954-0980	954 to 980	-100	0.5 to 2.5	33	-10	0.0±3.0	-40 to +85	3.0±0.15	8
CVCO55BE-0960-1200	960 to 1200	-96	0.5 to 4.5	150	-10	3.0±3.0	-40 to +85	3.0±0.15	8
CVCO55BE-0960-1330	960 to 1330	-106	0.5 to 20.0	38	-15	3.0±3.0	-40 to +85	8.0±0.40	40
CVCO55CL-0965-0995	965 to 995	-114	0.5 to 5.0	16	-24	4.5±3.0	-40 to +85	5.0±0.25	32
CVCO55CW-1000-1500	1000 to 1500	-95	0.5 to 4.5	150	-15	3.0±3.0	-40 to +85	3.0±0.15	10
CVCO55BE-1000-1500	1000 to 1500	-96	0.5 to 4.5	150	-15	3.0±3.0	-40 to +85	3.0±0.15	10
CVCO55CW-1000-2000	1000 to 2000	-100	1.0 to 20.0	52	-10	5.5±2.5	-40 to +85	10.0±0.25	25
CVCO55BE-1000-2000	1000 to 2000	-100	1.0 to 20.0	52	-10	5.5±2.5	-40 to +80	10.0±0.25	25
CVCO55CL-1030-1090	1030 to 1090	-110	0.5 to 4.5	21	-15	0.0±3.0	-40 to +85	5.0±0.25	35
CVCO55CL-1047-1053	1047 to 1053	-110	1.5 to 3.5	10	-30	0.0±2.0	-40 to +85	5.0±0.25	25
CVCO55CL-1073-1086	1073 to 1086	-115	0.5 to 4.5	10	-30	3.0±1.5	-40 to +80	5.0±0.25	20
CVCO55CL-1090-1145	1090 to 1145	-110	0.3 to 4.7	21	-15	0.0±3.0	-40 to +85	5.0±0.25	35
CVCO55CL-1090-1235	1090 to 1235	-104	0.0 to 5.0	40	-20	5.0±2.0	-40 to +85	5.0±0.25	25
CVCO55CL-1100-1200	1100 to 1200	-104	0.0 to 5.0	35	-25	2.0±2.0	-40 to +85	5.0±0.25	25
CVCO55BE-1100-1400	1100 to 1400	-99	0.5 to 4.5	130	-10	7.5±2.5	-40 to +85	5.0±0.25	20
CVCO55BE-1100-1600	1100 to 1600	-100	0.5 to 9.5	50	-10	8.5±2.5	-40 to +80	10.0±0.50	25
CVCO55CW-1100-1600	1100 to 1600	-100	0.5 to 9.5	56	-10	8.5±2.5	-40 to +85	10.0±0.50	25
CVCO55CW-1100-2100	1100 to 2100	-100	1.0 to 20.0	67	-10	5.5±2.5	-40 to +80	10.0±0.25	25
CVCO55BE-1100-2100	1100 to 2100	-100	1.0 to 20.0	67	-10	5.5±2.5	-40 to +80	10.0±0.25	25
CVCO55CL-1145-1210	1145 to 1210	-106	0.5 to 4.5	50	-15	4.0±2.0	-40 to +85	5.0±0.25	35
CVCO55CW-1160-2160	1160 to 2160	-97	0.5 to 20.0	77	-11	5.5±2.5	-40 to +85	10.0±0.50	30
CVCO55CL-1165-1175	1165 to 1175	-110	0.5 to 4.5	10	-20	2.5±2.5	-40 to +85	5.0±0.25	40
CVCO55CL-1188-1212	1188 to 1212	-103	0.0 to 8.0	15	-20	8.0±2.0	-40 to +85	12.0±0.25	20
CVCO55CL-1200-1200	1200 to 1200	-110	1.0 to 4.0	5	-15	7.5±3.5	-40 to +85	8.0±0.4	40
CVCO55BE-1200-2300	1200 to 2300	-100	0.5 to 20.0	58	-10	4.0±2.0	-40 to +80	5.0±0.25	25
CVCO55CW-1200-2300	1200 to 2300	-100	0.5 to 20.0	58	-10	4.0±2.0	-40 to +85	5.0±0.25	25
CVCO55CL-1220-1490	1220 to 1490	-105	1.0 to 20.0	20	-15	3.0±1.5	-40 to +85	8.0±0.25	20
CVCO55BE-1235-1355	1235 to 1355	-106	0.5 to 4.5	50	-15	4.0±2.0	-40 to +85	5.0±0.25	35
CVCO55CL-1256-1264	1256 to 1264	-112	0.5 to 4.5	15	-15	5.0±2.0	0 to +70	5.0±0.25	20
CVCO55CW-1300-2700	1300 to 2700	-92	0.5 to 25.0	70	-15	3.0±4.0	-40 to +85	5.0±0.25	35
CVCO55BE-1350-1400	1350 to 1400	-100	0.5 to 4.5	20	-15	7.0±5.0	-40 to +85	5.0±0.25	20
CVCO55CW-1350-2100	1350 to 2100	-100	0.5 to 18.0	70	-13	5.0±3.0	-40 to +75	8.0±0.40	35
CVCO55CL-1360-1380	1360 to 1380	-108	0.3 to 4.7	8	-15	6.0±2.0	-40 to +85	8.0±0.40	30
CVCO55BE-1400-1624	1400 to 1624	-102	0.3 to 4.7	65	-10	0.0±3.0	-30 to +85	5.0±0.25	30
CVCO55BE-1440-1620	1440 to 1620	-100	0.5 to 4.5	80	-15	0.0±3.0	-40 to +85	5.0±0.25	20



Model CVCO55 VCO Selector Guide

0.5"x0.5" SMD



Crystek Part Number	Frequency Range (MHz)	Phase Noise @ 10KHz offset Typ (dBc/Hz)	Tuning Voltage (Vdc)	Kvco (MHz/V)	2nd Harm, Typ. (dBc)	Power Output (dBm)	Operating Temp (°C)	Supply Voltage Vcc (Vdc)	Supply Current Icc Max (mA)
CVCO55BE-1440-1670	1440 to 1670	-100	0.5 to 4.5	99	-13	4.0±2.0	-40 to +85	5.0±0.25	12
CVCO55BE-1480-1600	1480 to 1600	-99	0.5 to 4.5	65	-12	6.5±1.5	-40 to +85	5.0±0.25	30
CVCO55CL-1487-1587	1487 to 1587	-103	0.3 to 4.7	40	-22	3.0±3.0	-40 to +85	5.0±0.25	33
CVCO55CL-1505-1540	1505 to 1540	-110	0.5 to 4.5	20	-25	4.0±3.0	-40 to +85	5.0±0.25	35
CVCO55BE-1520-1635	1520 to 1635	-100	0.5 to 4.5	45	-15	2.5±2.5	-40 to +85	5.0±0.25	35
CVCO55BE-1530-2700	1530 to 2700	-87	0.5 to 10.0	140	-15	6.5±1.5	-40 to +75	5.0±0.25	30
CVCO55BE-1550-1650	1550 to 1650	-102	0.5 to 4.5	45	-15	2.0±2.0	-40 to +85	5.0±0.25	20
CVCO55BE-1550-2050	1550 to 2050	-106	0.5 to 15.5	36	-15	2.5±2.5	-40 to +85	8.0±0.40	30
CVCO55CW-1550-2500	1550 to 2500	-95	0.5 to 9.5	115	-7	6.0±3.0	-40 to +85	10.0±0.25	13
CVCO55BE-1550-2500	1550 to 2500	-93	0.5 to 9.5	115	-7	6.0±3.0	-40 to +85	10.0±0.25	13
CVCO55BE-1600-1780	1600 to 1780	-100	0.5 to 4.5	68	-15	0.0±3.0	-40 to +85	5.0±0.25	20
CVCO55BE-1600-1850	1600 to 1850	-103	.25 to 4.75	85	-20	1.5±3.5	-40 to +85	4.5±0.25	25
CVCO55CW-1600-2700	1600 to 2700	-98	1.0 to 20.0	84	-15	5.0±5.0	-40 to +85	10.0±0.50	22
CVCO55BE-1600-2700	1600 to 2700	-98	1.0 to 20.0	84	-15	5.0±5.0	-40 to +85	10.0±0.50	22
CVCO55BE-1600-3200	1600 to 3200	-93	0.5 to 20.0	100	-15	5.0±3.0	-20 to +70	5.0±0.25	25
CVCO55CW-1600-3200	1600 to 3200	-93	0.5 to 20.0	100	-15	5.0±3.0	-20 to +70	5.0±0.25	25
CVCO55BE-1630-1665	1630 to 1665	-102	0.5 to 4.5	45	-20	4.0±2.0	-40 to +85	5.0±0.25	15
CVCO55BE-1930-2400	1930 to 2400	-100	0.5 to 18.0	40	-15	7.0±2.0	-40 to +85	8.0±0.40	40
CVCO55BE-1640-1840	1640 to 1840	-101	0.5 to 4.5	85	-15	3.0±2.0	-40 to +85	5.0±0.25	10
CVCO55BE-1650-1850	1650 to 1850	-105	0.5 to 10.0	25	-12	3.0±2.0	-40 to +85	5.0±0.25	25
CVCO55BE-1650-2050	1650 to 2050	-105	0.0 to 20.0	25	-15	-2.5±2.5	-40 to +75	8.0±0.40	28
CVCO55BE-1650-2150	1650 to 2150	-95	0.5 to 4.5	160	-15	5.0±3.0	-40 to +85	5.0±0.25	22
CVCO55BE-1658-1662	1658 to 1662	-104	0.5 to 2.0	20	-15	6.0±2.0	-40 to +85	8.0±0.20	35
CVCO55BE-1660-1760	1660 to 1760	-100	0.3 to 4.7	45	-15	2.5±2.5	-40 to +85	5.0±0.25	35
CVCO55CW-1662-2432	1662 to 2432	-100	1.0 to 28.0	37	-35	5.5±2.5	-40 to +85	10.0±0.50	35
CVCO55BE-1680-1740	1680 to 1740	-103	0.5 to 4.5	70	-15	3.0±3.0	-40 to +75	5.0±0.25	15
CVCO55BE-1690-1810	1690 to 1810	-106	0.5 to 4.5	50	-15	5.0±2.0	-40 to +85	5.0±0.25	35
CVCO55BE-1690-2062	1690 to 2062	-96	0.0 to 5.0	145	-15	5.0±2.0	0 to +70	5.0±0.25	20
CVCO55BE-1693-2023	1693 to 2023	-111	0.5 to 15.0	25	-15	-4.0±2.0	-40 to +85	8.0±0.40	25
CVCO55CL-1700-1800	1700 to 1800	-102	0.5 to 4.5	65	-25	5.0±2.0	-40 to +75	5.0±0.25	35
CVCO55BE-1750-1810	1750 to 1810	-103	0.5 to 4.5	70	-15	5.0±2.0	-40 to +75	5.0±0.25	15
CVCO55BE-1750-2150	1750 to 2150	-100	0.3 to 4.7	85	-15	0.0±3.0	-40 to +85	5.0±0.25	25
CVCO55BE-1760-1940	1760 to 1940	-102	0.5 to 4.5	68	-15	0.0±3.0	-40 to +85	5.0±0.25	20
CVCO55BE-1770-1830	1770 to 1830	-105	0.3 to 4.7	25	-15	3.0±3.0	-40 to +85	5.0±0.25	25
CVCO55BE-1775-1845	1775 to 1845	-105	0.5 to 4.5	22	-15	4.0±2.0	-40 to +85	5.0±0.25	16
CVCO55BE-1785-1900	1785 to 1900	-100	0.3 to 4.7	45	-15	2.5±2.5	-40 to +85	5.0±0.25	35
CVCO55BE-1792-1792	1792 to 1792	-102	0.5 to 2.7	25	-13	2.5±2.5	-40 to +75	3.3±0.165	12
CVCO55BE-1800-2200	1800 to 2200	-100	0.5 to 18	57	-15	-3.0±3.0	-40 to +85	10.0±0.50	25
CVCO55BE-1820-2100	1820 to 2100	-105	0.5 to 18	20	-15	0.0±3.0	-40 to +85	8.0±0.40	30
CVCO55BE-1845-1877	1845 to 1877	-106	0.5 to 4.0	20	-15	0.5±4.0	-40 to +85	8.0±0.40	35
CVCO55BE-1848-1852	1848 to 1852	-104	0.5 to 2.0	20	-15	6.0±2.0	-40 to +85	8.0±0.20	35
CVCO55BE-1896-1924	1896 to 1924	-104	0.3 to 4.7	18	-15	4.0±2.5	-40 to +85	5.0±0.25	33
CVCO55BE-1900-2762	1900 to 2762	-92	0.5 to 9.5	140	-7	6.0±3.0	-40 to +85	10.0±0.25	13
CVCO55BE-1910-2010	1910 to 2010	-101	0.3 to 4.7	45	-15	2.5±2.5	-40 to +85	5.0±0.25	35
CVCO55BE-1920-2100	1920 to 2100	-95	0.5 to 4.5	68	-15	0.0±3.0	-40 to +85	5.0±0.25	25
CVCO55BE-1930-1990	1930 to 1990	-105	0.5 to 4.5	70	-15	2.5±2.5	-40 to +70	5.0±0.25	20



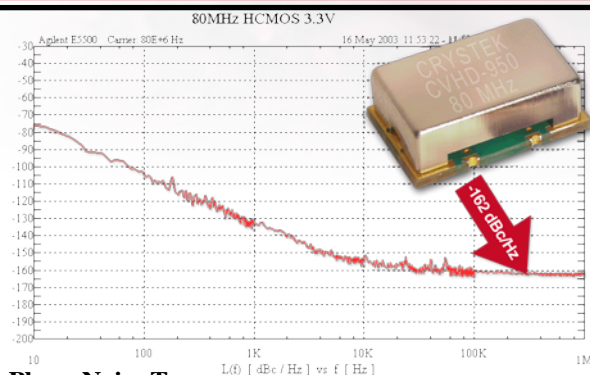
Model CVCO55 VCO Selector Guide

0.5"x0.5" SMD



Crystek Part Number	Frequency Range (MHz)	Phase Noise @ 10KHz offset Typ (dBc/Hz)	Tuning Voltage (Vdc)	Kvco (MHz/V)	2nd Harm, Typ. (dBc)	Power Output (dBm)	Operating Temp (°C)	Supply Voltage Vcc (Vdc)	Supply Current Icc Max (mA)
CVCO55BE-1930-2400	1930 to 2400	-100	0.5 to 18.0	40	-15	0.0±3.0	-40 to +85	8.0±0.40	35
CVCO55BE-1935-2235	1935 to 2235	-101	0.5 to 9.5	50	-10	8.5±2.5	-40 to +85	10.0±0.50	25
CVCO55BE-1950-2070	1950 to 2070	-102	0.5 to 4.5	40	-20	4.0±2.0	-40 to +85	5.0±0.25	18
CVCO55BE-1950-2150	1950 to 2150	-96	0.5 to 4.5	40	-15	5.0±2.0	-40 to +85	5.0±0.25	25
CVCO55BE-1969-2151	1969 to 2151	-96	1.0 to 4.0	70	-10	9.0±3.0	-40 to +85	5.0±0.25	25
CVCO55BE-2000-2800	2000 to 2800	-94	1.0 to 24.0	5	-15	0.5±5.5	-40 to +85	5.0±0.25	25
CVCO55BE-2050-2474	2050 to 2474	-103	0.0 to 16.0	30	-15	-2.5±2.5	-40 to +75	8.0±0.40	28
CVCO55BE-2060-2300	2060 to 2300	-100	0.3 to 4.7	65	-15	4.5±2.5	-40 to +85	5.0±0.25	33
CVCO55BE-2074-2284	2074 to 2284	-100	0.5 to 4.5	60	-20	5.0±2.0	-40 to +85	5.0±0.25	27
CVCO55BE-2100-2200	2100 to 2200	-98	0.5 to 4.5	50	-12	4.0±2.0	-40 to +85	5.0±0.25	30
CVCO55BE-2100-2300	2100 to 2300	-103	0.3 to 4.7	60	-18	0.0±3.0	-40 to +85	5.0±0.25	25
CVCO55BE-2110-2170	2110 to 2170	-105	0.5 to 4.5	40	-10	3.0±3.0	-40 to +85	5.0±0.25	20
CVCO55BE-2130-2220	2130 to 2220	-101	0.5 to 4.5	35	-12	0.0±2.0	-40 to +85	5.0±0.25	25
CVCO55BE-2130-2360	2130 to 2360	-103	0.5 to 4.5	25	-12	0.0±2.0	-40 to +85	5.0±0.25	25
CVCO55CW-2160-2350	2160 to 2350	-100	0.5 to 10.0	30	-20	2.5±2.5	-40 to +75	5.0±0.25	35
CVCO55BE-2200-2285	2200 to 2285	-105	0.5 to 4.5	40	-15	2.5±2.5	-40 to +85	5.0±0.25	35
CVCO55BE-2200-2570	2200 to 2570	-101	1.0 to 17.0	46	-15	0.0±3.0	-40 to +85	5.0±0.25	35
CVCO55BE-2250-2290	2250 to 2290	-106	0.3 to 4.7	20	-15	6.0±2.0	-40 to +85	8.0±0.40	35
CVCO55BE-2270-2330	2270 to 2330	-103	1.0 to 5.0	30	-12	5.0±2.0	-40 to +85	5.0±0.25	35
CVCO55BE-2270-3180	2270 to 3180	-85	1.0 to 20.0	50	-12	5.0±2.0	-40 to +85	5.0±0.25	35
CVCO55BE-2300-2360	2300 to 2360	-101	0.5 to 4.5	25	-12	0.0±2.0	-40 to +85	5.0±0.25	25
CVCO55BE-2300-2400	2300 to 2400	-105	0.5 to 4.5	30	-20	0.0±2.5	-40 to +85	5.0±0.25	30
CVCO55BE-2300-2450	2300 to 2450	-100	0.5 to 4.5	56	-15	4.0±2.0	-40 to +85	5.0±0.25	29
CVCO55BE-2300-2500	2300 to 2500	-103	0.5 to 11.0	50	-12	5.5±3.5	-40 to +85	8.0±0.40	29
CVCO55BE-2300-2575	2300 to 2575	-102	0.5 to 18.0	20	-15	0.0±3.0	-40 to +85	8.0±0.40	30
CVCO55BE-2400-2500	2400 to 2500	-100	0.0 to 3.0	65	-20	0.0±3.0	-40 to +85	3.3±0.165	20
CVCO55BE-2400-2650	2400 to 2650	-94	0.5 to 8.0	45	-22	5.0±4.0	-40 to +85	5.0±0.25	33
CVCO55BE-2400-2670	2400 to 2670	-102	1.0 to 17.0	35	-15	2.0±2.0	-40 to +85	5.0±0.25	38
CVCO55BX-2425-2820	2425 to 2820	-100	0.5 to 18.0	28	-10	0.0±2.5	-40 to +85	5.0±0.25	35
CVCO55BE-2425-2820	2425 to 2820	-100	0.5 to 18.0	28	-10	0.0±2.5	-40 to +85	8.0±0.40	35
CVCO55BE-2430-2550	2430 to 2550	-103	0.5 to 4.5	44	-20	5.0±2.0	-40 to +85	5.0±0.25	20
CVCO55BE-2430-2585	2430 to 2585	-99	0.2 to 4.8	38	-16	2.0±2.0	-40 to +85	5.0±0.25	15
CVCO55BE-2475-2900	2475 to 2900	-100	0.0 to 16.0	30	-15	-2.5±2.5	-40 to +85	8.0±0.40	28
CVCO55BE-2490-2530	2490 to 2530	-104	0.5 to 4.5	15	-15	6.0±2.0	-40 to +85	8.0±0.40	35
CVCO55BE-2495-2625	2495 to 2625	-100	0.5 to 4.5	59	-20	0.0±3.0	-40 to +85	5.0±0.25	25
CVCO55BE-2550-2570	2550 to 2570	-105	0.5 to 4.5	12	-15	4.0±2.0	-40 to +85	8.0±0.40	30
CVCO55BE-2560-2920	2560 to 2920	-102	0.0 to 18.0	28	-10	0.0±3.0	-40 to +85	8.0±0.40	35
CVCO55BE-2560-3200	2560 to 3200	-90	0.5 to 11.0	110	-20	6.0±3.0	-40 to +85	10.0±0.50	25
CVCO55BE-2600-2900	2600 to 2900	-95	0.3 to 4.7	87	-22	5.0±3.0	-40 to +85	5.0±0.25	25
CVCO55BE-2600-3100	2600 to 3100	-90	1.0 to 10.0	110	-20	6.0±3.0	-40 to +85	10.0±0.50	25
CVCO55BE-2620-2686	2620 to 2686	-105	0.5 to 4.5	25	-15	2.5±2.5	-40 to +85	5.0±0.25	40
CVCO55BE-2620-2910	2620 to 2910	-100	1.0 to 17.0	35	-15	2.0±2.0	-40 to +85	5.0±0.25	38
CVCO55BE-2650-2700	2650 to 2700	-105	2.0 to 7.0	20	-10	6.0±2.0	-40 to +85	8.0±0.40	25
CVCO55BE-2650-2800	2650 to 2800	-102	0.5 to 4.5	40	-15	0.0±3.0	-40 to +85	5.0±0.25	25
CVCO55BE-2675-2950	2675 to 2950	-100	1.0 to 17.0	35	-15	2.0±2.0	-40 to +85	5.0±0.25	38
CVCO55BE-2700-3275	2700 to 3275	-95	1.0 to 15.0	75	-22	5.0±2.0	-40 to +85	5.0±0.25	25

Crystek Part Number	Frequency Range (MHz)	Phase Noise @ 10KHz offset Typ (dBc/Hz)	Tuning Voltage (Vdc)	Kvco (MHz/V)	2nd Harm, Typ. (dBc)	Power Output (dBm)	Operating Temp (°C)	Supply Voltage Vcc (Vdc)	Supply Current Icc Max (mA)
CVCO55BE-2732-3120	2732 to 3120	-101	0.5 to 18.0	30	-10	0.0±3.0	-40 to +85	8.0±0.40	35
CVCO55BE-2767-2825	2767 to 2825	-98	0.5 to 11.5	35	-15	4.0±2.0	-40 to +85	8.0±0.40	35
CVCO55BE-2865-3100	2865 to 3100	-90	0.5 to 4.5	110	-15	1.0±3.0	-40 to +85	5.0±0.25	20
CVCO55BE-2900-3100	2900 to 3100	-98	1.0 to 17.0	35	-15	2.0±2.0	-40 to +85	5.0±0.25	38
CVCO55BE-2900-3273	2900 to 3273	-100	0.5 to 18.0	28	-10	0.0±3.0	-40 to +85	8.0±0.40	35
CVCO55BE-2900-3300	2900 to 3300	-95	0.0 to 16.0	30	-15	-2.5±2.5	-40 to +85	8.0±0.40	28
CVCO55BE-2950-4200	2950 to 4200	-87	1.5 to 18.0	100	-15	-2.5±2.5	-40 to +85	5.0±0.25	40
CVCO55BE-2970-3190	2970 to 3190	-96	0.3 to 4.7	107	-20	2.0±2.0	-40 to +85	5.0±0.25	27
CVCO55BE-2974-3274	2974 to 3274	-98	0.3 to 4.7	100	-15	2.0±2.0	-40 to +85	5.0±0.25	27
CVCO55BE-3000-3100	3000 to 3100	-101	0.5 to 11.5	23	-15	5.0±3.0	-40 to +85	5.0±0.25	25
CVCO55BE-3020-3050	3020 to 3050	-98	0.3 to 4.7	12	-15	4.0±2.0	-40 to +85	8.0±0.40	30
CVCO55BES-3020-3265	3020 to 3265	-98	0.5 to 11.5	30	-15	4.0±6.0	-40 to +85	6.8±0.34	25
CVCO55BE-3025-3125	3025 to 3125	-98	0.3 to 4.7	34	-15	0.0±3.0	-40 to +85	5.0±0.25	35
CVCO55BE-3050-3400	3050 to 3400	-98	1.0 to 20.0	40	-15	2.5±2.5	-40 to +85	5.0±0.25	25
CVCO55BE-3070-3325	3070 to 3325	-98	1.0 to 17.0	36	-15	2.5±2.5	-40 to +85	5.0±0.25	38
CVCO55BE-3100-3350	3100 to 3350	-98	0.3 to 4.7	30	-15	4.0±4.0	-40 to +85	5.0±0.25	38
CVCO55BE-3130-3230	3130 to 3230	-96	0.5 to 4.5	40	-15	0.0±3.0	-40 to +85	5.0±0.25	30
CVCO55BE-3136-3214	3136 to 3214	-96	1.0 to 4.0	40	-10	9.0±3.0	-40 to +85	5.0±0.25	25
CVCO55BE-3150-3250	3150 to 3250	-98	0.3 to 4.7	75	-20	4.0±4.0	-40 to +85	5.0±0.25	35
CVCO55BE-3200-3400	3200 to 3400	-96	0.0 to 5.0	60	-15	1.0±3.0	-40 to +85	5.0±0.25	35
CVCO55BE-3206-3306	3206 to 3306	-97	0.5 to 4.5	40	-15	0.0±3.0	-40 to +85	5.0±0.25	25
CVCO55BE-3245-3500	3245 to 3500	-97	1.0 to 20.0	27	-15	2.5±2.5	-40 to +85	5.0±0.25	38
CVCO55BE-3350-3500	3350 to 3500	-97	0.3 to 4.7	45	-30	2.5±2.0	-40 to +85	5.0±0.25	20
CVCO55BE-3430-3480	3430 to 3480	-97	0.5 to 4.5	48	-30	2.5±2.5	-40 to +85	5.0±0.25	22
CVCO55BH-3600-3800	3600 to 3800	-92	0.5 to 4.5	100	-15	4.0±2.0	-40 to +85	5.0±0.25	15
CVCO55BH-4100-4300	4100 to 4300	-90	0.5 to 4.5	100	-15	3.0±2.0	-40 to +85	5.0±0.25	15
CVCO55BH-4940-4940	4940 to 4940	-88	0.5 to 5.0	25	-20	0.0±2.0	-40 to +85	5.0±0.25	30
CVCO55BH-5256-5356	5256 to 5356	-86	1.0 to 4.0	56	-10	0.0±2.0	-40 to +85	5.0±0.25	30
CVCO55BH-5450-5550	5450 to 5550	-85	0.5 to 4.5	50	-10	1.5±1.5	-40 to +85	5.0±0.25	30
CVCO55BHS-5600-5800	5600 to 5800	-80	0.5 to 4.5	125	-15	0.0±3.0	-40 to +85	5.0±0.25	25



Phase Noise Typ.:

1KHz	-131 dBc/Hz
10KHz	-155 dBc/Hz
100KHz	-160 dBc/Hz
1MHz	-162 dBc/Hz

Ultra-Low Phase Noise Oscillators

Model CCHD/CVHD-950 is a 50MHz to 125MHz CMOS Clock Oscillator or CMOS Voltage Controlled Crystal Oscillator. A High Q crystal and 3rd overtone technology provides Ultra-Low Phase Noise and Low-Jitter performance with a CMOS output. Features include -162dBc/Hz phase noise floor with 3.3Vdc input voltage, -40°C to +85°C operating temperature, and 9x14 mm SMT package. The oscillator has no sub-harmonics.



PLL/Synthesizer Model CPLL66 0.6"x0.6" SMD




Crystek Part Number	Frequency Range (MHz)	Phase Noise @ 10KHz offset Typ (dBc/Hz)	Step SizeTyp. (KHz)	2nd Harm, Typ. (dBc)	Power Output (dBm)	Operating Temp (°C)	VCO Supply Voltage (Vdc)	PLL Supply Voltage (Vdc)
CPLL66-1600-2200	1600 to 2200	-95	1000	-15	7.0±2.0	-40 to +85	12.0±0.6	3.0±0.30
CPLL66-1800-1880	1800 to 1880	-103	10	-25	3.0±3.0	-40 to +85	5.0±0.25	3.0±0.30
CPLL66-2175-2175	2175 to 2175	-95	100	-15	3.0±3.0	-40 to +85	5.0±0.25	3.0±0.30
CPLL66-2400-2500	2400 to 2500	-95	1000	-15	3.0±3.0	-40 to +85	5.0±0.25	3.0±0.30
CPLL66-2450-2450	2450 to 2450	-95	100	-15	3.0±3.0	-40 to +85	5.0±0.25	3.0±0.30
CPLL66-3160-3380	3160 to 3380	-95	2500	-15	3.0±3.0	-40 to +85	5.0±0.25	3.0±0.30
CPLL66-3475-3475	3475 to 3475	-95	2500	-15	3.0±3.0	-40 to +85	5.0±0.25	3.0±0.30
CPLL66-3900-4300	3900 to 4300	-90	2500	-15	3.0±3.0	-40 to +85	5.0±0.25	3.0±0.30
CPLL66-3925-4175	3925 to 4175	-90	2500	-15	3.0±3.0	-40 to +85	5.0±0.25	3.0±0.30
CPLL66-4160-4380	4160 to 4380	-90	2500	-15	3.0±3.0	-40 to +85	5.0±0.25	3.0±0.30
CPLL66-4240-4240	4240 to 4240	-95	2500	-15	3.0±3.0	-40 to +85	5.0±0.25	3.0±0.30

PLL/Synthesizer Model CPLL58 0.5"x0.8" SMD

Crystek Part Number	Frequency Range (MHz)	Phase Noise @ 10KHz offset Typ (dBc/Hz)	Step SizeTyp. (KHz)	2nd Harm, Typ. (dBc)	Power Output (dBm)	Operating Temp (°C)	VCO Supply Voltage (Vdc)	PLL Supply Voltage (Vdc)
CPLL58-1600-2200	1600 to 2200	-95	1000	-15	7.0±2.0	-40 to +85	12.0±0.6	3.0±0.30
CPLL58-1800-1880	1800 to 1880	-103	10	-25	3.0±3.0	-40 to +85	5.0±0.25	3.0±0.30
CPLL58-2175-2175	2175 to 2175	-95	100	-15	3.0±3.0	-40 to +85	5.0±0.25	3.0±0.30
CPLL58-2400-2500	2400 to 2500	-95	1000	-15	3.0±3.0	-40 to +85	5.0±0.25	3.0±0.30
CPLL58-2450-2450	2450 to 2450	-95	100	-15	3.0±3.0	-40 to +85	5.0±0.25	3.0±0.30
CPLL58-3160-3380	3160 to 3380	-95	2500	-15	3.0±3.0	-40 to +85	5.0±0.25	3.0±0.30
CPLL58-3475-3475	3475 to 3475	-95	2500	-15	3.0±3.0	-40 to +85	5.0±0.25	3.0±0.30
CPLL58-3900-4300	3900 to 4300	-90	2500	-15	3.0±3.0	-40 to +85	5.0±0.25	3.0±0.30
CPLL58-3925-4175	3925 to 4175	-90	2500	-15	3.0±3.0	-40 to +85	5.0±0.25	3.0±0.30
CPLL58-4160-4380	4160 to 4380	-90	2500	-15	3.0±3.0	-40 to +85	5.0±0.25	3.0±0.30
CPLL58-4240-4240	4240 to 4240	-95	2500	-15	3.0±3.0	-40 to +85	5.0±0.25	3.0±0.30



SAW Oscillators



Model CVCSO-914-1000 is a 1GHz voltage-controlled SAW (surface acoustic wave) oscillator (VCSO).

SAW crystal technology provides low-noise and low-jitter performance with true sinewave output. Features include -135dBc/Hz phase noise at 10KHz offset, 5V input voltage, -20°C to +70°C operating temperature, and 9x14 mm SMT package. The oscillator has no sub-harmonic and the second harmonic is typically -20dBc.

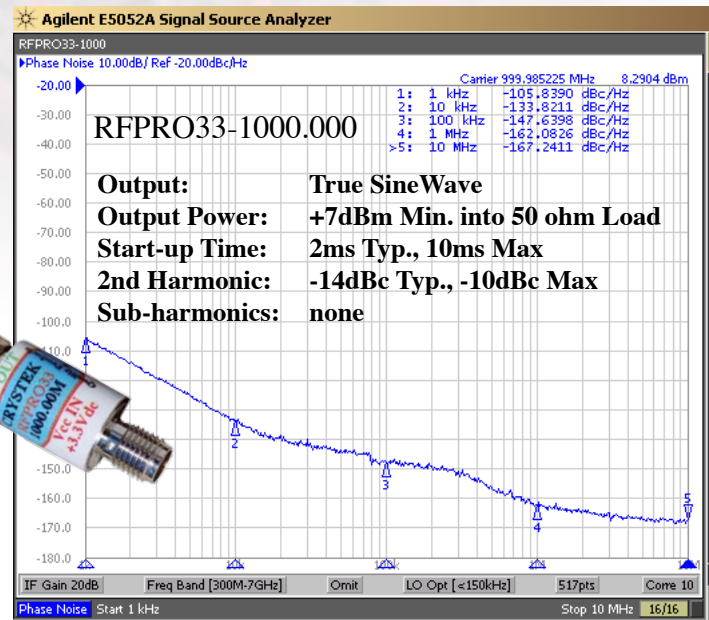
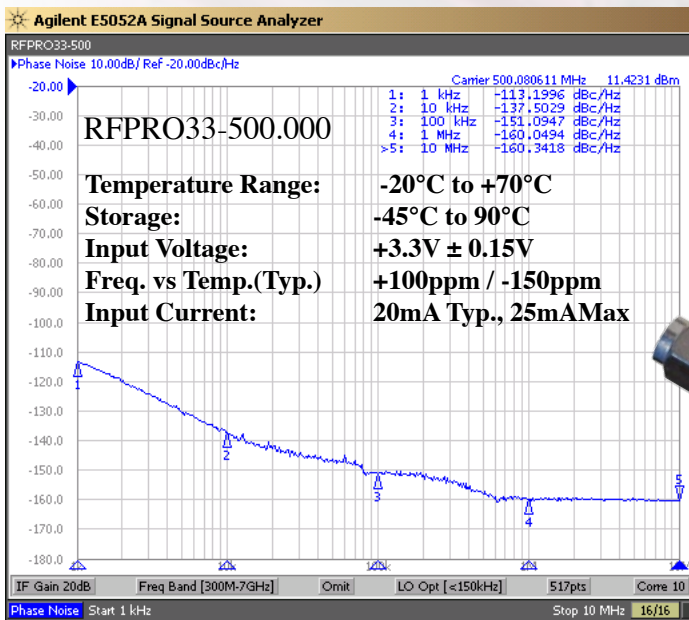


Model CVS575 and CVS575S are SAW (surface acoustic wave) based Voltage Controlled Oscillator (VCSO) designed for High Performance PLLs. Available in True Sinewave and LVPECL outputs.



It is housed in the industry standard 5x7.5x2.5mm SMD package. An Enable/Disable function is available and was designed to be used with CMOS logic levels for ease of interfacing.

Crystek's new **RFPRO** Series, **RF Pocket Reference Oscillator** is an industry first! A complete True SineWave SAW (surface acoustic wave) oscillator has been integrated in a rugged SMA housing. Simply connect +3.3Vdc to the female SMA side, and it will output a clean -135dBc/Hz phase noise signal at 10KHz offset. In effect, each **RFPRO** is a fixed frequency portable signal generator with an operating temperature of -20°C to 70°C. Available off the shelf in 500MHz and 1GHz frequency output. Perfect for Lab use.





Low Pass Filters

50 Ohm, SMA

7th Order, DC to 2.4GHz in bands



Crystek's line of Low Pass Filters are designed in a rugged SMA housing. This filter line has excellent out-of-band rejection. Designed for Test Equipment and General Lab Use.

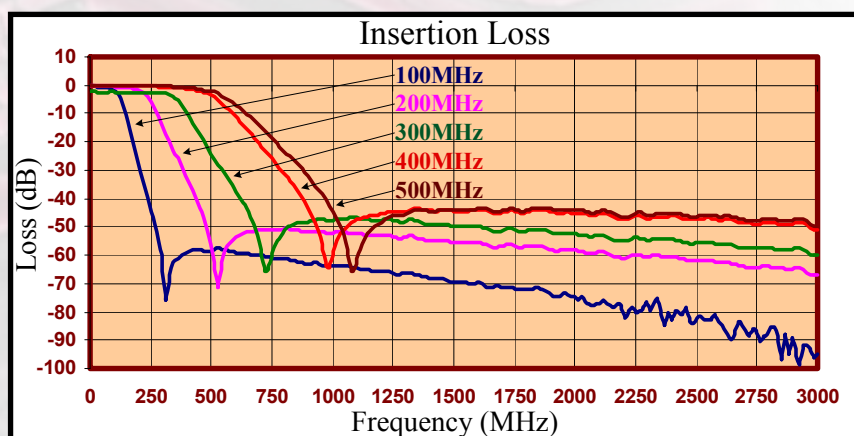


Features:

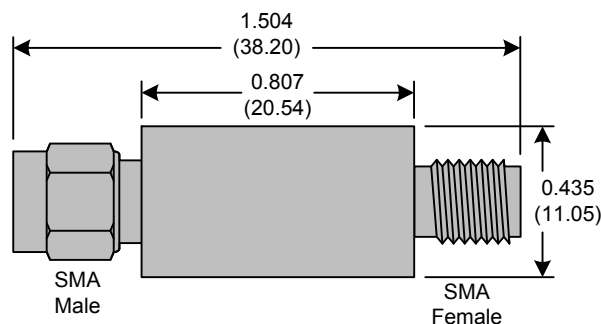
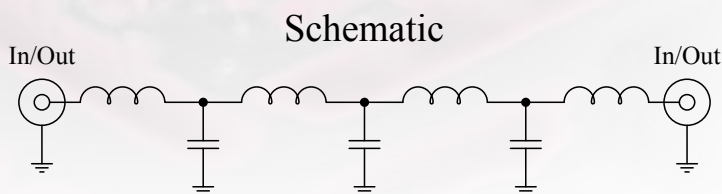
7th Order Butterworth Response
50 ohm SMA Connectors

Maximum Ratings:

+36dBm (4 Watts)
Operating Temperature: -40°C to 85°C
Storage Temperature: -40°C to 85°C



Part Number	Low Pass Freq. Range
CLPFL-0100	DC to 100MHz
CLPFL-0200	DC to 200MHz
CLPFL-0300	DC to 300MHz
CLPFL-0400	DC to 400MHz
CLPFL-0500	DC to 500MHz
CLPFL-0600	DC to 600MHz
CLPFL-0700	DC to 700MHz
CLPFL-0800	DC to 800MHz
CLPFL-0900	DC to 900MHz
CLPFL-1000	DC to 1000MHz
CLPFL-1200	DC to 1200MHz
CLPFL-1400	DC to 1400MHz
CLPFL-1600	DC to 1600MHz
CLPFL-2000	DC to 2200MHz
CLPFL-2400	DC to 2400MHz






RedBox

AMPLIFIER

100MHz TO 6.0GHz

MODEL: CRBAMP-100-6000



Electrical Characteristics

TA=25 °C, V_{CC}=+5V, Z₀=50 ohms

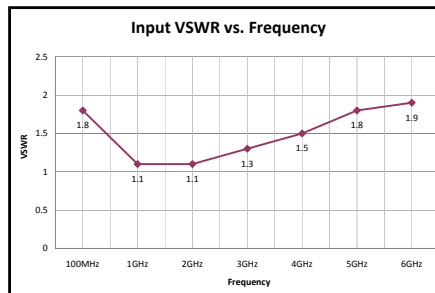
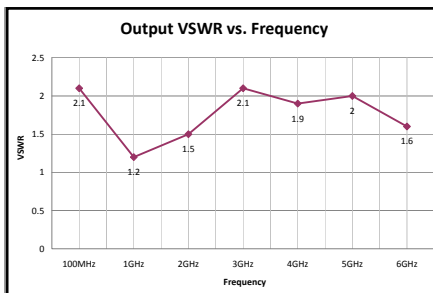
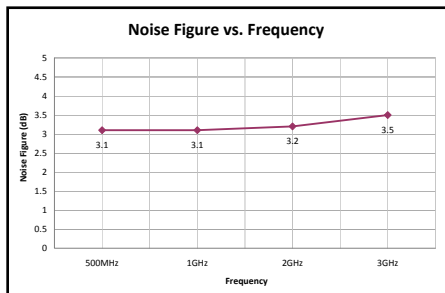
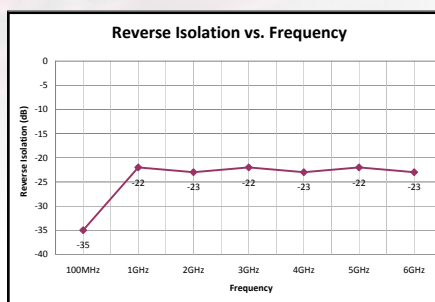
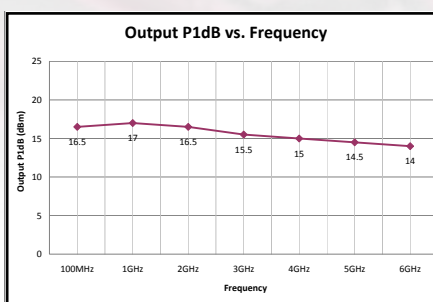
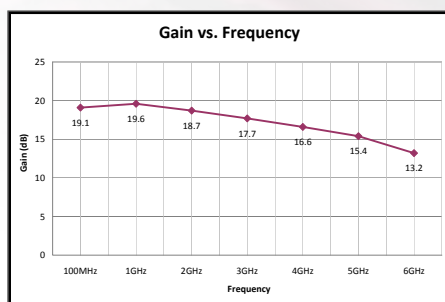
Parameter	Min.	Typ.	Max	Units
Frequency Range	100		6000	MHz
Gain		18		dB
Output Power P1dB		17		dBm
Output IP3		30		dBm
Noise Figure		3.5		dB
Supply Voltage	4.75	5.0	5.25	VDC
Operating Current		60		mA
Reverse Isolation		22		dB
Input VSWR			1.9:1	
Output VSWR			2.1:1	

Absolute Maximum Rating

Parameter	Rating	Units
Input Power	+13	dBm
Power Supply	+5.5	VDC
Ambient Temperature	-40 to +85	°C
Storage Temperature	-45 to +90	°C

Crystek's model CRBAMP-100-6000 is a low-noise general purpose connectorized amplifier covering a frequency range of 100MHz to 6GHz. The amplifier is housed in a custom aluminum enclosure (1.25" x 1.25" x 0.59") with 3 SMA connectors for both input and output as well as the power supply input. The unit operates from a single +5V supply consuming only 60mA.

This broadband, low-noise amplifier has a small signal gain of 18dB with an output power of 17dBm (P1dB). It features a typical noise figure of 3.5dB with an IP3 of +30dBm.





Actual Size

SMA 50 ohm Attenuators 1dB to 20dB DC to 3GHz

The Attenuator Series offers end users a rugged SMA attenuator housing for easy connection. Attenuators are available from 1dB to 20dB. Tolerance matching is used to provide superior temperature tracking to individual components. Attenuator frequency range from DC to 3GHz. Visit our website for more information.

Temperature Range: -40°C to +85°C
Rated Power: See Table
Freq Range: DC - 3GHz
VSWR: 1:1.3 Max
Impedance: 50 ohms
Attenuation Tolerance: 1-20 dB, see data sheet

Part Number	Attenuation	Power (Max)
CATTEN-01R0	1 dB	1 Watt
CATTEN-01R5	1.5 dB	1 Watt
CATTEN-02R0	2 dB	1 Watt
CATTEN-03R0	3 dB	1 Watt
CATTEN-04R0	4 dB	1 Watt
CATTEN-05R0	5 dB	1 Watt
CATTEN-06R0	6 dB	1 Watt
CATTEN-07R0	7 dB	1 Watt
CATTEN-08R0	8 dB	1 Watt
CATTEN-09R0	9 dB	1 Watt
CATTEN-0100	10 dB	1 Watt
CATTEN-0150	15 dB	0.5 Watt
CATTEN-0200	20 dB	0.5 Watt



Actual Size

SMA DC Block 300KHz to 3GHz

Features:

- Low Insertion Loss
- Flat Frequency Response
- Excellent Return Loss through 3GHz

Maximum Ratings:

- 16 WVDC MAX
- Operating Temp.: -55°C to 90°C
- Storage Temp.: -55°C to 125°C

DC Block		Return Loss	
Freq. (MHz)	Insertion Loss (dB)	Male (dB)	Female (dB)
0.3	0.02	25	25
0.5	0.02	25	25
0.8	0.02	25	26
1.0	0.02	26	26
5.0	0.02	29	33
10.0	0.02	33	43
20.0	0.02	37	51
50.0	0.02	36	44
100.0	0.02	35	39
200.0	0.02	33	34
300.0	0.03	32	31
400.0	0.05	31	29
500.0	0.06	29	27
600.0	0.07	28	26
700.0	0.07	27	24
800.0	0.08	25	23
900.0	0.15	24	22
1000.0	0.15	23	21
1500.0	0.30	21	19
2000.0	0.30	18	18
2500.0	0.30	16	16
3000.0	0.40	14	15


Ordering Information

Part Number: CBLK-300-3

40GHz Low Loss Coaxial Cables

Available with (2.92mm) (K) Connectors

Strain Relief:	Heavy duty adhesive strain relief
Center Conductor:	Silver-plated solid copper
Inner Braid:	Flat Silver plated copper strip
Outer Braid:	PC (Round Silver-plated copper braid)
Dielectric:	Low density microporous PTFE (Polytetrafluoroethylene)
Jacket:	FEP (Fluorinated Ethylene Propylene)
Cable Outer Dia.:	0.160 (4.06mm)
Connectors:	SST, corrosion-resistant 303 stainless steel per ASTM-A582 (Passivated finish per SAE-AMS-2700)
Center Pin:	GPBC (Gold-plated beryllium copper)
Jacket Color:	Grey
Operating Temperature:	-55°C to +85°C (Also available in -55°C to +125°C)
Minimum Bend Radius:	1.0"
Impedance:	50 Ohms
Frequency:	Up to 40GHz
Insertion Loss:	<0.9 dB/ft at 40GHz
VSWR:	<1.35 to 40GHz
Max Oper. Volt:	500V RMS
Nominal Capacitance:	27.0 pF/ft
Velocity of Propagation:	76%
RF Shielding:	<-90 dB
Attenuation (dB/ft):	0.08 Max at 500MHz
*connector loss not included	0.17 Max at 2GHz
	0.45 Max at 12GHz
	0.57 Max at 18GHz
	0.70 Max at 26GHz
	0.90 Max at 40GHz



26.5GHz Low Loss Coaxial Cables

Available with (2.92mm (K) or (High Freq. SMA) Connectors

Strain Relief:	Heavy duty adhesive strain relief
Center Conductor:	Silver-plated solid copper
Inner Braid:	Flat Silver plated copper strip
Outer Braid:	PC (Round Silver-plated copper braid)
Dielectric:	Low density microporous PTFE (Polytetrafluoroethylene)
Jacket:	FEP (Fluorinated Ethylene Propylene)
Cable Outer Dia.:	0.205 (5.21mm)
Connectors:	SST, corrosion-resistant 303 stainless steel per ASTM-A582 (Passivated finish per SAE-AMS-2700)
Center Pin:	GPBC (Gold-plated beryllium copper)
Jacket Color:	Grey
Operating Temperature:	-55°C to +85°C (2.9mm and SMA) -55°C to +125°C (SMA only)
Minimum Bend Radius:	1.1"
Impedance:	50 Ohms
Frequency:	Up to 26.5 GHz
Insertion Loss:	<0.5 dB/ft at 26.5GHz
VSWR:	<1.35 to 26.5GHz
Max Oper. Volt:	500V RMS
Nominal Capacitance:	27.0 pF/ft
Velocity of Propagation:	76%
RF Shielding:	<-90 dB
Attenuation (dB/ft):	0.05 Max at 500MHz
*connector loss not included	0.11 Max at 2GHz
	0.30 Max at 12GHz
	0.38 Max at 18GHz
	0.50 Max at 26.5GHz

18GHz Low Loss Coaxial Cables

Strain Relief:	Heavy duty adhesive strain relief with Neoprene jacket.
Center Conductor:	SPCCS (Silver-plated copper clad solid)
Inner Braid:	Flat Silver plated copper strip
Outer Braid:	PC (Round Silver-plated copper braid)
Dielectric:	Expanded PTFE (Polytetrafluoroethylene) tape
Jacket:	FEP (Fluorinated Ethylene Propylene)
Cable Outer Dia.	0.195 (4.95mm)
Connectors:	SST, corrosion-resistant 303 stainless steel per ASTM-A582 (Passivated finish per SAE-AMS-2700)
Center Pin:	GPBC (Gold-plated beryllium copper)
Jacket Color:	Translucent Green
Operating Temperature:	-55°C to +85°C (Also available in -55°C to +125°C)
Minimum Bend Radius:	0.8"
Impedance:	50 Ohms
Frequency:	Up to 18GHz
Insertion Loss:	<0.7 dB/ft at 18GHz
VSWR:	<1.3 to 18GHz
Max Oper. Volt:	1900V RMS
Nominal Capacitance:	29.4 pF/ft
Velocity of Propagation:	70%
RF Shielding:	<-110 dB
Attenuation (dB/ft):	0.05 Typ. at 400MHz
*connector loss not included	0.08 Typ. at 1GHz
	0.11 Typ. at 2GHz
	0.14 Typ. at 3GHz
	0.18 Typ. at 5GHz
	0.25 Typ. at 10GHz
	0.36 Typ. at 18GHz

Other Coaxial Cables Available

18GHz Precision Coaxial Cables

RG58A/U 50 Ohm Coaxial Cables

RG316DS 50 ohm Coaxial Cables

RG174 50 ohm Coaxial Cables

[Visit our website for more information](#)